

STERLING CRANE



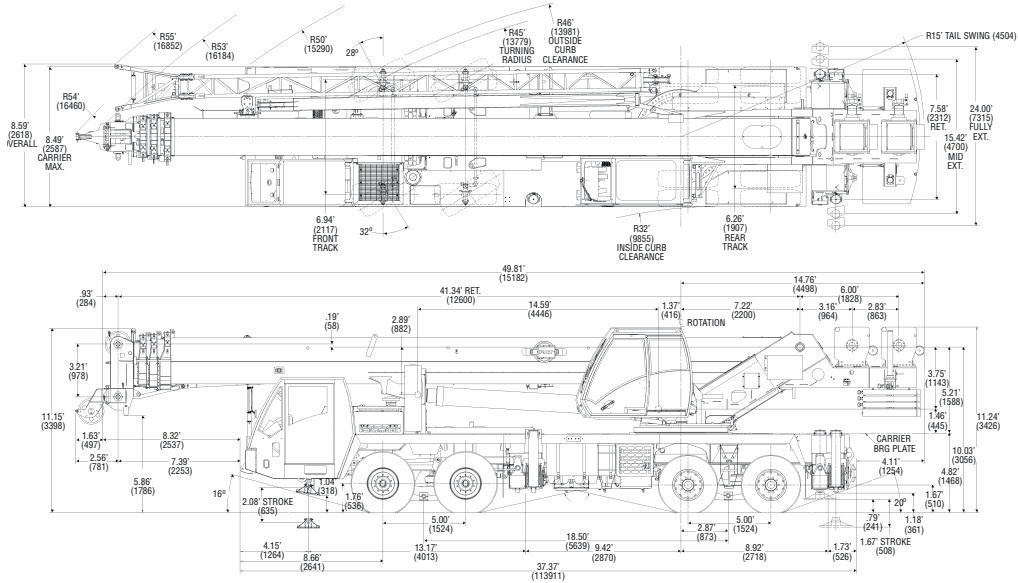
TRANSPORTATION SPECS - Hydraulic Truck Cranes

GROVE MODEL TMS800E - 80 TON CAPACITY

<u>COMPONENT WEIGHTS</u>	<u>LBS.</u>	<u>KGS.</u>
Complete Crane c/w CWT, Swingaway Jib, Block and Ball	109,817	49 813
Main Unit – NO Jib, CWT, Block, Ball Rooster Sheave - 49'10" x 8'6" x 11'2"	81,206	36 835
Counterweight – 6 Pieces: #1	4,000	1 814
#2	4,000	1 814
#3	4,000	1 814
#4	6,000	2 722
#5	3,000	1 361
#6	3,000	1 361
TOTAL	24,000	10 886
Boom Dolly – Nelson CBC30RT	9,500	4 309
 <u>ADDITIONAL INFORMATION</u>		
75 Ton Block, 4 Sheave	1,275	578
10 Ton Ball	568	258
Two Stage Swingaway Jib (33' – 56')	2,632	1 194
Lattice Jib Extensions, 2 Pieces @ 16' Each 20' x 34" x 41"	800	362
Rooster Sheave	136	62
Main Load Line ¾" x 600' Auxiliary Load Line ¾" x 607'		
Tire Sizes: Front: 445/65R22.25 Rear: 315/80R22.5 Boom Dolly: 11R22.5		

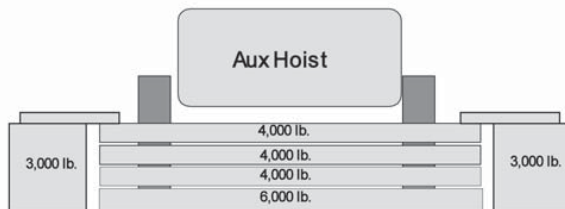
STERLING CRANE

dimensions



Unit Configuration lb. (kg.)	Front	Rear	Gross
Maximum Design Allowable Axle/Tire Loads	49,200 (22 317)	60,000 (27 216)	109,200 (49 533)
Basic machine including 128 ft. (39 m) main boom, main hoist with cable, full fuel & hydraulic oil, zero counterweight, 200 lb. driver	38,469 (17 450)	41,439 (18 796)	79,908 (36 246)
Add auxiliary hoist with cable, auxiliary boom nose, 500 lbs. rigging & cribbing, zero counterweight	38,560 (17 491)	42,323 (19 198)	80,883 (36 689)
Add 33-56 ft. Bi-fold swingaway with brackets	41,602 (18 871)	41,913 (19 012)	83,515 (37 882)
Add 40T block tied to front bumper & 10 T headache ball stowed	43,767 (19 853)	41,139 (18 661)	84,906 (38 513)
Add 4,000 lb. counterweight pinned to superstructure	41,663 (18 898)	47,289 (21 450)	88,952 (40 349)
Add 8,000 lb. counterweight (4,000 lb. on deck/4,000 lb. pinned to superstructure)	45,012 (20 417)	47,923 (21 738)	92,935 (42 155)
Add 10,000 lb. counterweight (6,000 lb. on deck/4,000 lb. pinned to superstructure)	46,696 (21 181)	48,239 (21 881)	94,935 (43 063)
Add 12,000 lb. counterweight (8,000 lb. on deck/4,000 lb. pinned to superstructure)	48,391 (21 950)	48,557 (22 025)	96,948 (43 976)
Add 14,000 lb. counterweight (8,000 lb. on deck/6,000 lb. pinned to superstructure)	47,330 (21 469)	51,615 (23 413)	98,945 (44 881)
Add 18,000 lb. counterweight (10,000 lb. on deck/8,000 lb. pinned to superstructure)	47,943 (21 747)	55,018 (24 956)	102,961 (46 703)
Additions:			
Air conditioning carrier	80 (36)	-17 (-8)	63 (29)
Air conditioning superstructure	-32 (-15)	225 (102)	193 (88)
Aluminum outrigger pads	-6 (-3)	-66 (-30)	-72 (-33)
Remove:			
33-56 ft. bi-fold swingaway	-3,042 (-1 380)	410 (186)	-2,632 (-1 194)
40T block	-1,327 (-602)	504 (229)	-823 (-373)
10T headache ball	-838 (-380)	270 (122)	-568 (-258)
Auxiliary hoist cable	448 (203)	-1,237 (-561)	-789 (-358)
Effect per foot of extending boom:	762 (-346)	-762 (346)	0 (0)

Counterweight Configurations

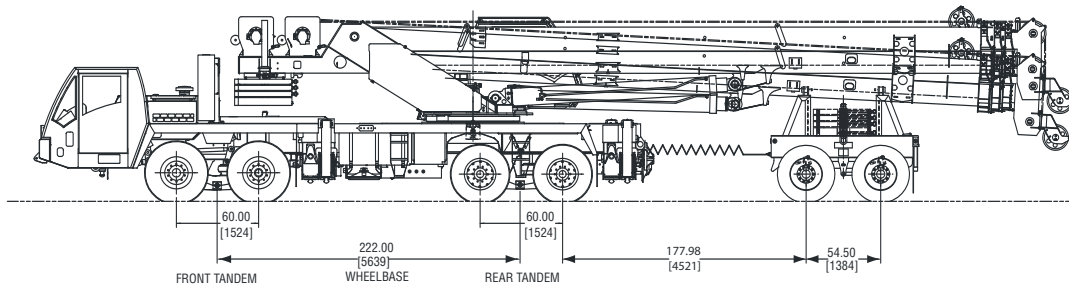


Load Chart Configurations

	4,000 lb.	6,000 lb.	3,000 lb.
8,000 lb.		2X	
10,000 lb.	X	X	
12,000 lb.	3X		
14,000 lb.	2X	X	
18,000 lb.	3X	X	
24,000 lb.	3X	X	2X

STERLING CRANE

dimensions



Front
32,272 lb.
(14 638 kg.)

Rear
33,609 lb.
(15 245 kg.)

Dolly
24,825 lb.
(11 261 kg.)

Gross
90,706 lb.
(41 144 kg.)

Unit Configuration:

- 41–128 ft. (12.5-39 m) boom
- 33–56 ft. (10-17 m) stowed swingaway
- Main and auxiliary hoists with cable
- 40 ton hook block hanging from boom nose
- 10 ton headache ball stowed in front tray
- 500 lbs of Rigging & Cribbing
- Driver
- 2 axle boom dolly [6,200 lb. (2 812 kg.)]
- No counterweight

Additions:

- 8,000 lb. (3 629 kg.) counterweight stowed on the chassis deck
- 10,000 lb. (4 536 kg.) counterweight stowed on the boom dolly

Front
39,032 lb.
(17 705 kg.)

Rear
34,878 lb.
(15 821 kg.)

Dolly
34,851 lb.
(15 808 kg.)

Gross
108,761 lb.
(49 334 kg.)