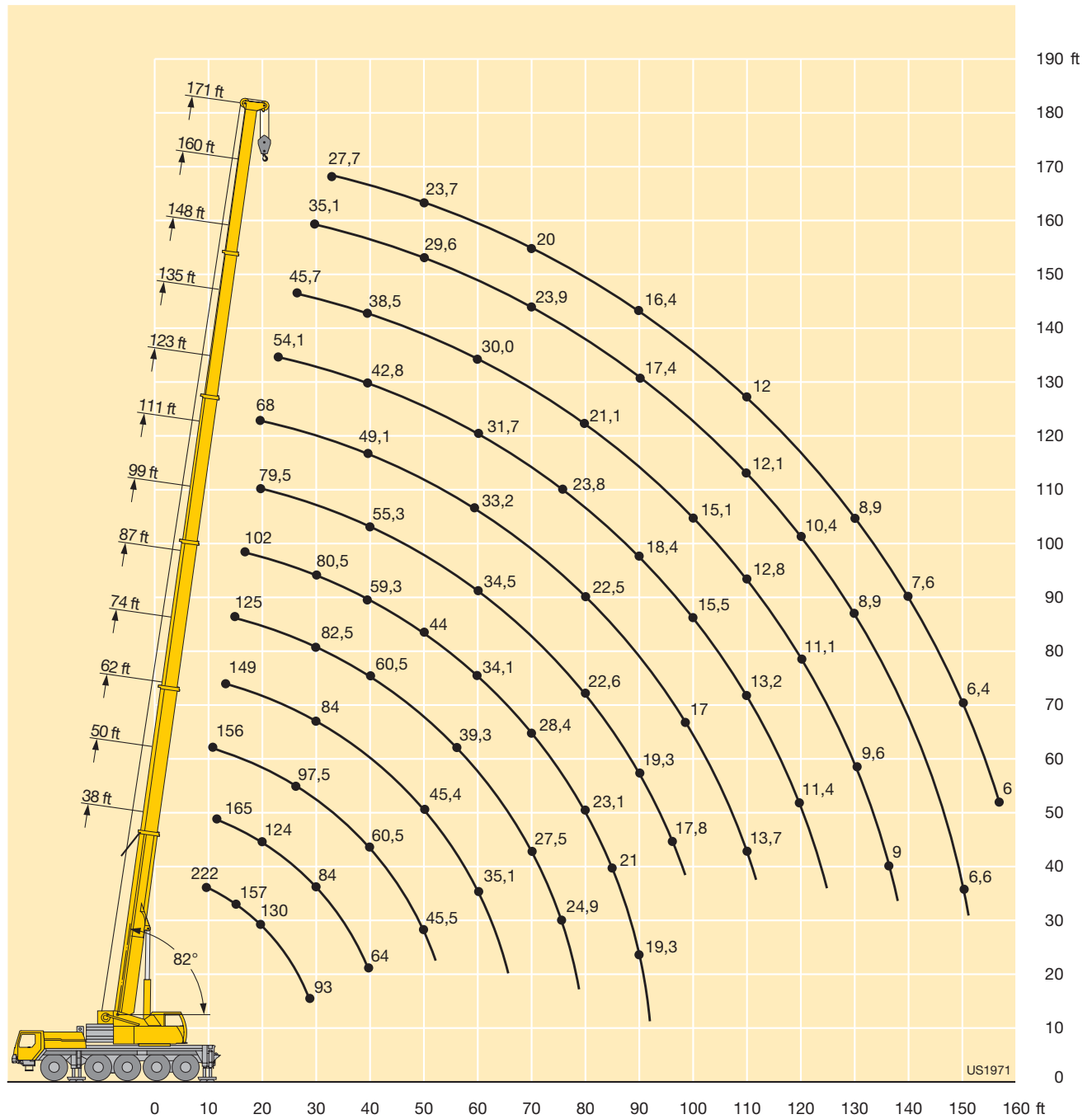




LIFTING CHARTS - All Terrain Cranes

LIEBHERR MODEL LTM 1100-5 - 120 TON CAPACITY

Lifting heights Hauteurs de levage



STERLING CRANE

Lifting capacities on telescopic boom Forces de levage à la flèche télescopique

		38 ft - 171 ft		360°		77200 lbs		85%																				
		38 ft		50 ft		62 ft		74 ft		87 ft		99 ft		111 ft		123 ft		135 ft		148 ft		160 ft		171 ft				
		ft																								ft		
9		222	183																								9	
10		219	183																									10
11		204	183																									11
12		189	180	165		156																						12
13		176	175	166		156	149																					13
14		166	166	157		150	143	125																				14
15		157	157	149		143	137	124																				15
16		151	151	143		138	133	121	102																			16
17		145	145	138		133	128	118	100																			17
18		140	139	133		128	123	116	98.5	79.5	68																18	
20		130	127	124		119	114	112	94.5	79	67.5																20	
22		120	117	116		111	107	105	91.5	76.5	65.5	54.1															22	
24		110	107	108		104	100	98.5	88.5	74	63.5	53.4															24	
26		101	97.5	98.5		97.5	94.5	92.5	85.5	71	61.5	52	45.7														26	
28		93	89.5	91		90	89	87.5	83	69	59.5	50.6	44.6	35.1													28	
30				84		83	84	82.5	80.5	66.5	57.6	49.2	43.4	34.9													30	
32				78		77	79	78.5	77	64	55.7	47.8	42.3	34.2	27.7												32	
34				73		72	74.5	74	73	62	54	46.4	41.3	33.6	27.4												34	
36				68.5		68.5	69.5	69	68	59.8	52.4	45.2	40.4	33	26.9												36	
38				64		64.5	65	64.5	63.5	57.6	50.7	44	39.4	32.5	26.3												38	
40						60.5	60.5	60.5	59.3	55.3	49.1	42.8	38.5	31.9	25.8												40	
45						52.2	52.2	51.8	50.8	49.4	45.2	40	36.5	30.7	24.7												45	
50						45.5	45.4	45	44	43.6	40.8	37.1	34.4	29.6	23.7												50	
55							39.8	39.3	38.4	38.6	36.8	34.4	32.2	28.3	22.8												55	
60							35.1	34.6	34.1	34.5	33.2	31.7	30	26.8	21.9												60	
65								31.3	30.7	31.4	30.6	29.6	28.7	28	25.3	20.9											65	
70									27.5	28.4	27.4	26.4	26.1	25.8	23.9	20											70	
75									24.9	25.6	24.8	24.1	23.8	23.3	22.6	19.1											75	
80										23.1	22.6	22.5	21.7	21.1	21.2	18.2											80	
85										21	20.6	20.3	20	19.7	19.3	17.3											85	
90										19.3	19.3	18.4	18.4	18.2	17.4	16.4											90	
95											17.8	17	16.9	16.6	15.8	15.4											95	
100												15.9	15.5	15.1	14.3	14.2											100	
105												14.8	14.2	13.8	13	13											105	
110												13.7	13.2	12.8	12.1	12											110	
115													12.2	11.9	11.2	11.1											115	
120													11.4	11.1	10.4	10.3											120	
125														10.3	9.6	9.6											125	
130															9.6	8.9	8.9										130	
135															9	8.3	8.3										135	
140																7.7	7.6										140	
145																7.2	7										145	
150																6.6	6.4										150	
155																6	6										155	

* over rear / en arrière

TAB 171269 / 171271

STERLING CRANE

Lifting capacities on telescopic boom Forces de levage à la flèche télescopique

		38 ft - 171 ft		360°		57300 lbs		85%																			
		38 ft		50 ft		62 ft		74 ft		87 ft		99 ft		111 ft		123 ft		135 ft		148 ft		160 ft		171 ft			
ft		ft		ft		ft		ft		ft		ft		ft		ft		ft		ft		ft		ft		ft	
9	*	219	183																								
10		206	183																								
11		193	183																								
12		181	180	165		156																					
13		170	175	166		156	149																				
14		161	166	157		150	143	125																			
15		152	157	149		143	137	124																			
16		143	150	143		138	133	121	102																		
17		135	143	138		133	128	118	100																		
18		128	136	133		128	123	116	98.5	79.5				68													
20		115	123	123		119	114	112	94.5	79				67.5													
22		105	111	112		110	107	105	91.5	76.5				65.5	54.1												
24		95	100	102		101	99.5	97.5	88	74				63.5	53.4												
26		86.5	91.5	92.5		91.5	92.5	89.5	84	71				61.5	52	45.7											
28		79.5	83.5	85		84	85.5	82	77.5	69				59.5	50.6	44.6				35.1							
30				77.5		77	78.5	75	71	66				57.6	49.2	43.4				34.9							
32				71.5		72.5	72.5	69.5	65.5	62				55.7	47.8	42.3				34.2					27.7		
34				66.5		68	67.5	64.5	61	58.5				53.4	46.4	41.3				33.6					27.4		
36				62		63.5	63	60	57.2	55.1				50.7	45.2	40.4				33					26.9		
38				57.6		58.8	58.4	56	53.3	51.7				48	44	39.4				32.5					26.3		
40						54.7	54.4	52.2	49.9	48.6				45.4	42.5	38.5				31.9					25.8		
45						46.5	46.4	44.9	43.6	42.4				40	38	36.5				30.7					24.7		
50							40.3	40.2	39.2	38.8				37.2	35.1	34.4				29.6					23.7		
55								35	34.4	34.7				32.8	31.2	30.8				29.8					22.8		
60								30.7	30.4	30.8				29.2	28.4	27.5				27.1					21.9		
65								27.3	26.9	27.5				26.7	25.8	25.4				24.8					20.9		
70									24	24.6				24.4	23.3	23				22.4					20		
75									21.5	22.1				22.2	21.3	21				20.3					18.6		
80										20				20.2	19.6	19.1				18.4					16.8		
85										18.8				18.2	18	17.2				16.7					15.2		
90										17.3				16.6	16.3	15.6				15					13.9		
95														15.1	14.8	14				13.5					12.4		
100															13.5	12.7				12.2					11.2		
105															12.3	11.6				11.1					10.1		
110															11.4	10.7				10.2					9.2		
115																9.9				9.3					8.3		
120																9.1				8.6					7.5		
125																				7.9					6.8		
130																				7.2					6.2		
135																				6.6					5.6		
140																									5.1		
145																									4.5		
150																									4		
155																									4		
																									3.5		

* over rear / en arrière

TAB 171157 / 171272

STERLING CRANE

Lifting capacities on telescopic boom Forces de levage à la flèche télescopique





		38 ft - 171 ft		360°		33100 lbs		85%																			
		38 ft		50 ft		62 ft		74 ft		87 ft		99 ft		111 ft		123 ft		135 ft		148 ft		160 ft		171 ft			
ft		ft		ft		ft		ft		ft		ft		ft		ft		ft		ft		ft		ft		ft	
9	202	183																									9
10	200	182																									10
11	187	174																									11
12	175	166	150		142																						12
13	163	156	151		142	135																					13
14	153	148	146		141	133	113																				14
15	144	139	139		138	129	113																				15
16	135	131	131		131	123	110	92.5																			16
17	128	123	123		123	116	106	91.5																			17
18	121	116	117		116	109	101	89.5	72.5	61.5																	18
20	107	102	104		102	95	92	85	72	61.5																	20
22	96	91	92.5		89.5	86.5	82.5	76.5	68.5	59.5	49.2																22
24	85.5	81.5	83		80.5	78.5	74	69	64.5	57.3	48.6																24
26	75.5	72.5	74		74	70.5	66.5	62.5	59	54.8	47.2	41.6															26
28	67	65.5	67.5		68	64.5	61	57.2	54.8	51.4	46	40.6	31.9														28
30			61.5		61.5	58.7	55.6	52.6	50.9	47.9	44.3	39.4	31.7														30
32			55.2		56.3	54	51.3	49.4	47.3	44.2	41.4	38.4	31.1	25.2													32
34			50.2		51.6	50	47.6	46.4	44.2	41.3	38.9	36.8	30.5	24.9													34
36			46.1		47.4	46.4	44.4	43.5	41.5	38.9	36.8	34.7	30	24.4													36
38			41.9		43.2	42.9	41.2	40.5	38.7	36.5	34.6	32.7	29.5	24													38
40					39.4	39.6	38.3	37.8	36.2	34.3	32.7	30.9	28.8	23.5													40
45					32.6	33.1	32.5	32.3	30.9	30	29	27.7	25.8	22.5													45
50					27.5	28.3	27.4	27.9	27.3	26.5	25.4	24.3	22.6	21.1													50
55						24.4	23.4	24.4	24.2	23.4	22.2	21.2	19.6	19.1													55
60						21.1	20.4	21.5	21.3	20.6	19.5	18.6	17.1	16.7													60
65						18.5	18.5	18.9	18.6	18.3	17.2	16.4	15	14.7													65
70							16.5	16.7	16.5	16.2	15.3	14.6	13.2	12.9													70
75							14.7	14.9	14.6	14.3	13.6	12.9	11.7	11.4													75
80								13.3	13	12.6	11.9	11.4	10.3	10													80
85								11.9	11.6	11.2	10.6	10.1	9.1	8.9													85
90								10.8	10.4	10.1	9.5	9	8	7.8													90
95									9.4	9.1	8.5	8	7.1	6.9													95
100										8.1	7.6	7.2	6.2	6													100
105										7.2	6.7	6.3	5.4	5.2													105
110										6.5	5.9	5.6	4.7	4.6													110
115											5.2	4.9	4.1	3.9													115
120											4.6	4.2	3.4	3.4													120
125												3.6	2.9	2.8													125
130													3.1	2.3													130
135													2.6														135

* over rear / en arrière

TAB 171160 / 171165

STERLING CRANE







Lifting capacities on telescopic boom Forces de levage à la flèche télescopique

	 38 ft - 171 ft		 360°	 25400 lbs	85%													
	38 ft	50 ft	62 ft	74 ft	87 ft	99 ft	111 ft	123 ft	135 ft	148 ft	160 ft	171 ft						
9	183																	
10	182																	
11	174																	
12	165	150	142															
13	155	151	142	135														
14	145	144	139	130	113													
15	136	136	135	123	112													
16	127	128	126	114	105	92.5												
17	119	120	117	107	99.5	90												
18	112	113	109	101	94.5	86	72.5	61.5										
20	98.5	100	93	90.5	84	78	71.5	61.5										
22	87.5	88.5	84	80	75	70	65	58.9	49.2									
24	77.5	78.5	76	71.5	67	63	59.7	55.4	48.6									
26	68.5	70.5	68	64	60.5	56.8	55	51.1	47.2	41.6								
28	60.5	63	61.5	58.5	55.4	52.9	50.4	46.8	44.2	40.6	31.9							
30		56	56	53.2	50.6	49.3	46.1	43	41.0	39	31.7							
32		50.2	51.2	48.7	46.3	45.3	42.9	40.3	38.2	36.1	31.1	25.2						
34		45.5	46.9	45	42.8	42	40	37.8	35.9	33.9	30.2	24.9						
36		41.6	43	41.7	39.7	39.1	37.3	35.6	34.0	32.1	29.1	24.4						
38		37.7	39	38.4	36.6	36.2	34.5	33.4	32.0	30.4	28	24						
40			35.5	35.5	33.8	33.6	32.1	31.4	30.1	28.7	26.7	23.4						
45			29.1	30	28.6	29.1	28.2	27	25.7	24.5	22.7	21.7						
50			24.4	25.4	24.7	25.4	24.5	23.5	22.2	21.1	19.5	19						
55				21.6	21.5	22.1	21.4	20.4	19.2	18.3	16.8	16.4						
60				18.6	18.7	19	18.7	17.9	16.8	15.9	14.5	14.2						
65				16.2	16.3	16.6	16.3	15.8	14.8	14	12.6	12.3						
70					14.4	14.6	14.3	13.8	13.1	12.3	11	10.7						
75						12.9	12.5	12.1	11.5	10.8	9.6	9.4						
80							11.1	10.7	10.1	9.5	8.3	8.1						
85								9.5	8.9	8.4	7.2	7						
90									8.5	7.9	7.4	6.3						
95										7.5	7.0	6.5						
100											6.1	5.7						
105												5.3						
110																		
115																		
120																		

TAB 171166

STERLING CRANE

Lifting capacities on telescopic boom Forces de levage à la flèche télescopique

	 38 ft - 171 ft		 360°	 0 lbs	85%									
	 ft	38 ft	50 ft	62 ft	74 ft	87 ft	99 ft	111 ft	123 ft	135 ft	148 ft	160 ft	171 ft	 ft
9		183												
10		181												
11		170	150	141										
12		158	147	136										
13		146	139	125	109									
14		135	126	113	103	89.0								
15		124	113	103	96	87.5								
16		113	103	95.5	88	81.0	70.5							
17		103	94.5	89	81.5	75.0	68.5							
18		94	87.5	82	75.5	69.5	64.5	53.3	49.1					
20		77.5	74	69.5	64	59.2	56.4	52.4	48.3					
22		66	63.5	60	56.9	51.8	49.7	46.5	43.3	38.8				
24		55.9	54.5	52.2	50.4	45.6	44.4	41.7	39.1	37.0				
26		47.4	47.4	45.9	44.6	40.5	40.5	38.1	35.8	33.5	31.0			
28		40.8	42.1	41.1	40.1	37.4	36.8	34.7	32.6	30.5	28.7	24.3		
30			37.3	36.7	36	34.6	33.3	31.4	29.6	27.7	26.1	23.8		
32			33.2	33.2	32.7	31.5	30.4	28.8	27.2	25.4	23.9	21.8	20.2	
34			29.8	30.2	30	29.0	28.0	26.5	25.0	23.4	22.0	20.0	19.3	
36			26.9	27.7	27.7	26.8	25.9	24.6	23.2	21.7	20.4	18.5	17.8	
38			23.9	25.1	25.4	24.6	23.9	22.6	21.3	19.9	18.7	16.9	16.3	
40				22.8	23.3	22.6	22.0	20.8	19.7	18.3	17.2	15.5	15.0	
45				18.2	19.2	18.8	18.4	17.4	16.4	15.2	14.2	12.7	12.3	
50				14.9	15.9	15.8	15.5	14.7	13.8	12.7	11.9	10.4	10.1	
55					13.2	13.3	13.2	12.4	11.6	10.7	9.9	8.5	8.2	
60					11	11.1	11.2	10.5	9.8	8.9	8.2	6.9	6.7	
65					9.3	9.4	9.5	9.0	8.3	7.5	6.8	5.5	5.3	
70						8.0	8.2	7.7	7.1	6.2	5.6	4.4	4.2	
75						6.8	7.0	6.6	6.0	5.1	4.5			
80							5.9	5.6	5.0	4.2	3.5			
85							5.0	4.6	4.2	3.3	2.7			
90							4.2	3.8	3.4					
95								3.1	2.8					

TAB 171169