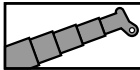



STERLING CRANE



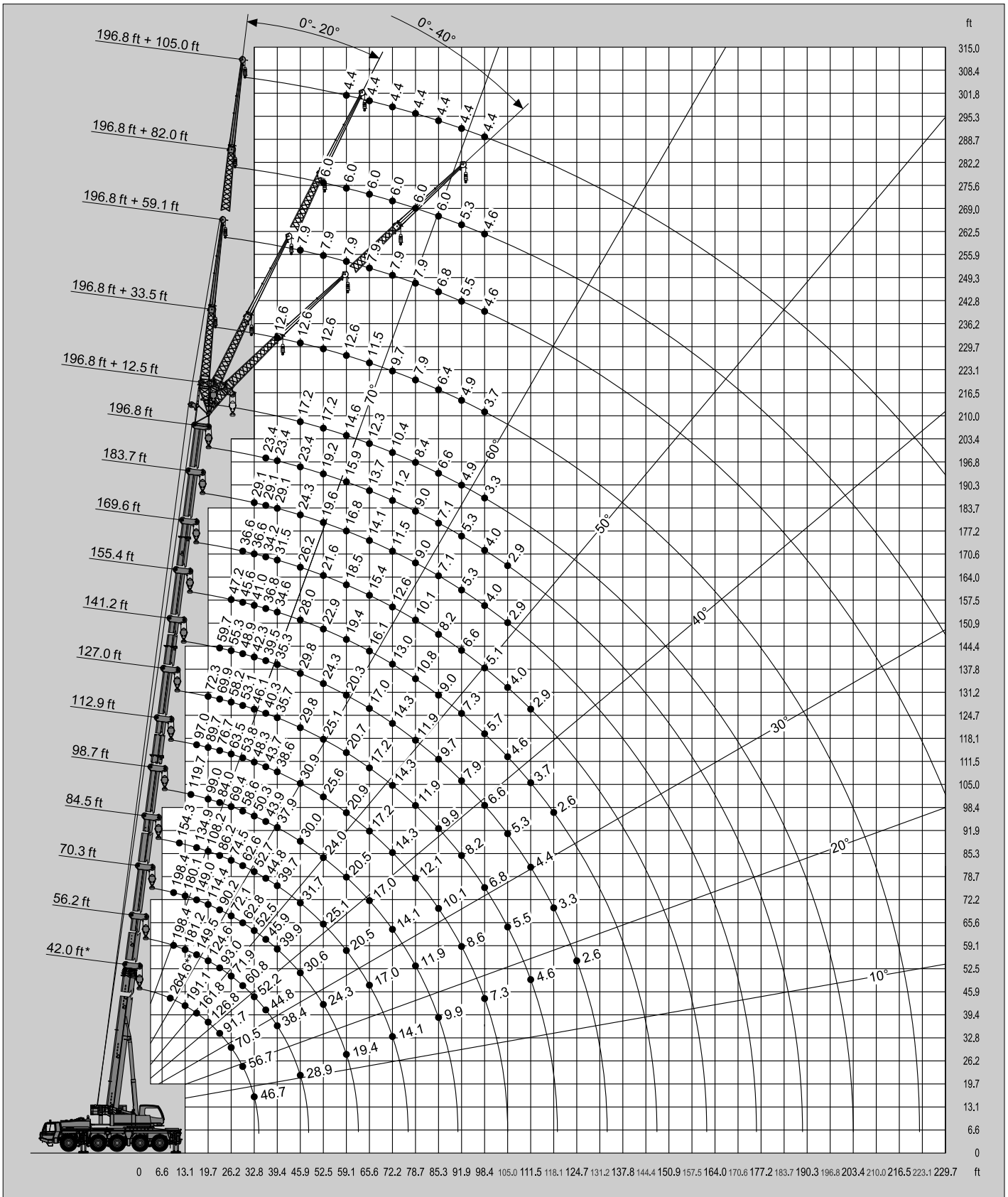
LIFTING CHARTS - All Terrain Cranes

TADANO MODEL ATF% \$; !) - 1* \$ TON CAPACITY





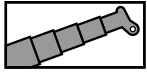
SAE



* Over rear / * Sobre la parte trasera
 ** With additional lifting equipment / ** Con equipo adicional

STERLING CRANE

Lifting capacities / Capacidades de elevación

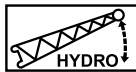
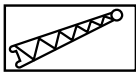
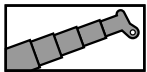


13,228 lbs

SAE

ft	42.0 ft*	42.0 ft	56.2 ft	70.3 ft	84.5 ft	98.7 ft	112.9 ft	127.0 ft	141.2 ft	155.4 ft	169.6 ft	183.7 ft	196.8 ft
8.9	264.6**												
9.8	235.7**	224.0**	198.4	198.4									
11.5	211.9	202.4	198.4	198.4	154.3								
13.1	191.1	181.7	181.2	180.1	154.3								
14.8	174.2	163.8	164.2	162.3	154.3	119.7							
16.4	161.8	148.6	149.5	149.0	134.9	113.1	97.0						
19.7	126.8	124.3	124.6	114.4	108.2	99.0	89.7	72.3					
23.0	91.7	91.7	93.0	90.2	86.2	84.0	76.7	69.9	59.7				
26.2	70.5	70.5	71.9	72.1	74.5	69.4	63.5	58.2	55.3	47.2			
29.5	56.7	56.7	60.8	62.8	62.6	58.6	53.8	53.1	48.9	45.6	36.6		
32.8	46.7	46.7	52.2	52.5	52.7	50.3	48.3	46.1	42.3	41.0	36.6	29.1	
36.1			44.8	45.9	44.8	43.9	43.7	40.3	39.5	36.8	34.2	29.1	23.4
39.4			38.4	39.9	39.7	37.9	38.6	35.7	35.3	34.6	31.5	29.1	23.4
45.9			28.9	30.6	31.7	30.0	30.9	29.8	29.8	28.0	26.2	24.3	23.4
52.5				24.3	25.1	24.0	25.6	25.1	24.3	22.9	21.6	19.6	19.2
59.1				19.4	20.5	20.5	20.9	20.7	20.3	19.4	18.5	16.8	15.9
65.6					17.0	17.0	17.2	17.2	17.0	16.1	15.4	14.1	13.7
72.2					14.1	14.1	14.3	14.3	14.3	13.0	12.6	11.5	11.2
78.7						11.9	12.1	11.9	11.9	10.8	10.1	9.0	9.0
85.3						9.9	10.1	9.9	9.7	9.0	8.2	7.1	7.1
91.9							8.6	8.2	7.9	7.3	6.6	5.3	5.3
98.4							7.3	6.8	6.6	5.7	5.1	4.0	4.0
105.0								5.5	5.3	4.6	4.0	2.9	2.9
111.5								4.6	4.4	3.7	2.9		
118.1									3.3	2.6			
124.7										2.6			

* Over rear / * Sobre la parte trasera / ** With additional lifting equipment / ** Con equipo adicional



13,228 lbs

SAE

ft	196.8 ft + 12.5 ft			196.8 ft + 33.5 ft			196.8 ft + 59.1 ft			196.8 ft + 82.0 ft			196.8 ft + 105.0 ft		
	0°	20°	40°	0°	20°	40°	0°	20°	40°	0°	20°	40°	0°	20°	40°
39.4				12.6											
45.9	17.2	17.2	17.2	12.6			7.9								
52.5	17.2	16.8	16.3	12.6	12.6		7.9			6.0					
59.1	14.6	15.2	15.4	12.6	12.3		7.9			6.0			4.4		
65.6	12.3	12.8	12.8	11.5	11.9	11.0	7.9			6.0			4.4		
72.2	10.4	10.8	11.0	9.7	11.2	10.6	7.9	7.3		6.0			4.4		
78.7	8.4	8.8	9.0	7.9	9.9	10.1	7.9	7.1		6.0			4.4		
85.3	6.6	6.8	7.3	6.4	8.2	9.0	6.8	6.8	5.7	6.0	6.0		4.4		
91.9	4.9	5.1	5.3	4.9	6.8	7.5	5.5	6.6	5.5	5.3	6.0		4.4		
98.4	3.3	3.7	4.0	3.7	5.3	6.2	4.6	6.4	5.3	4.6	5.7		4.4		
105.0					4.0	4.9		5.3	5.3		5.5	5.1			
111.5						3.7		4.4	5.1		4.9	5.1			
118.1									4.4		4.2	4.9			
124.7									3.3			4.6			
131.2												3.7			