

STERLING CRANE

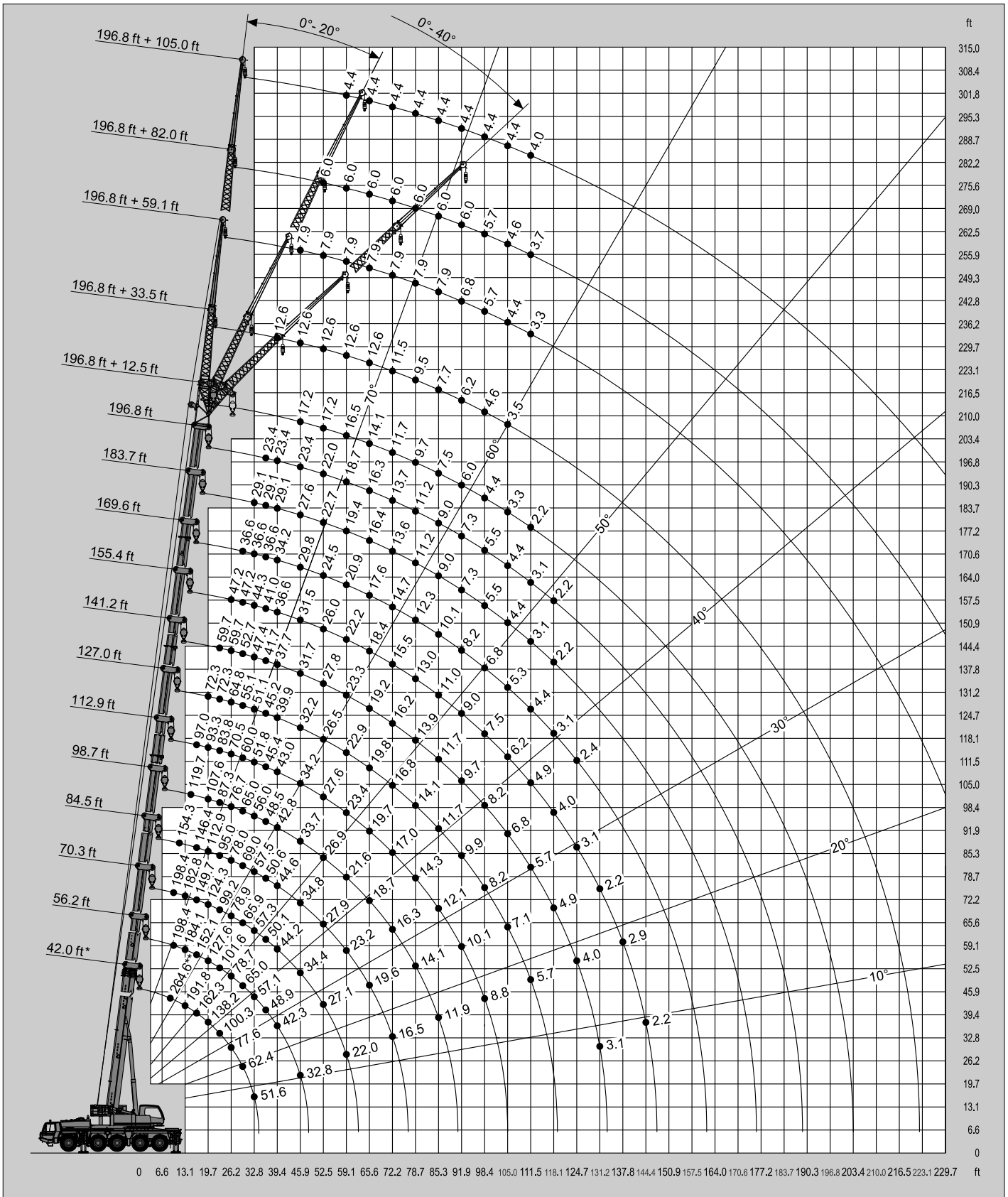


LIFTING CHARTS - All Terrain Cranes

TADANO MODEL ATF% \$; !) - 1*\$ TON CAPACITY

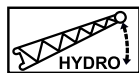
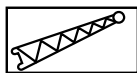
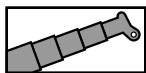


SAE



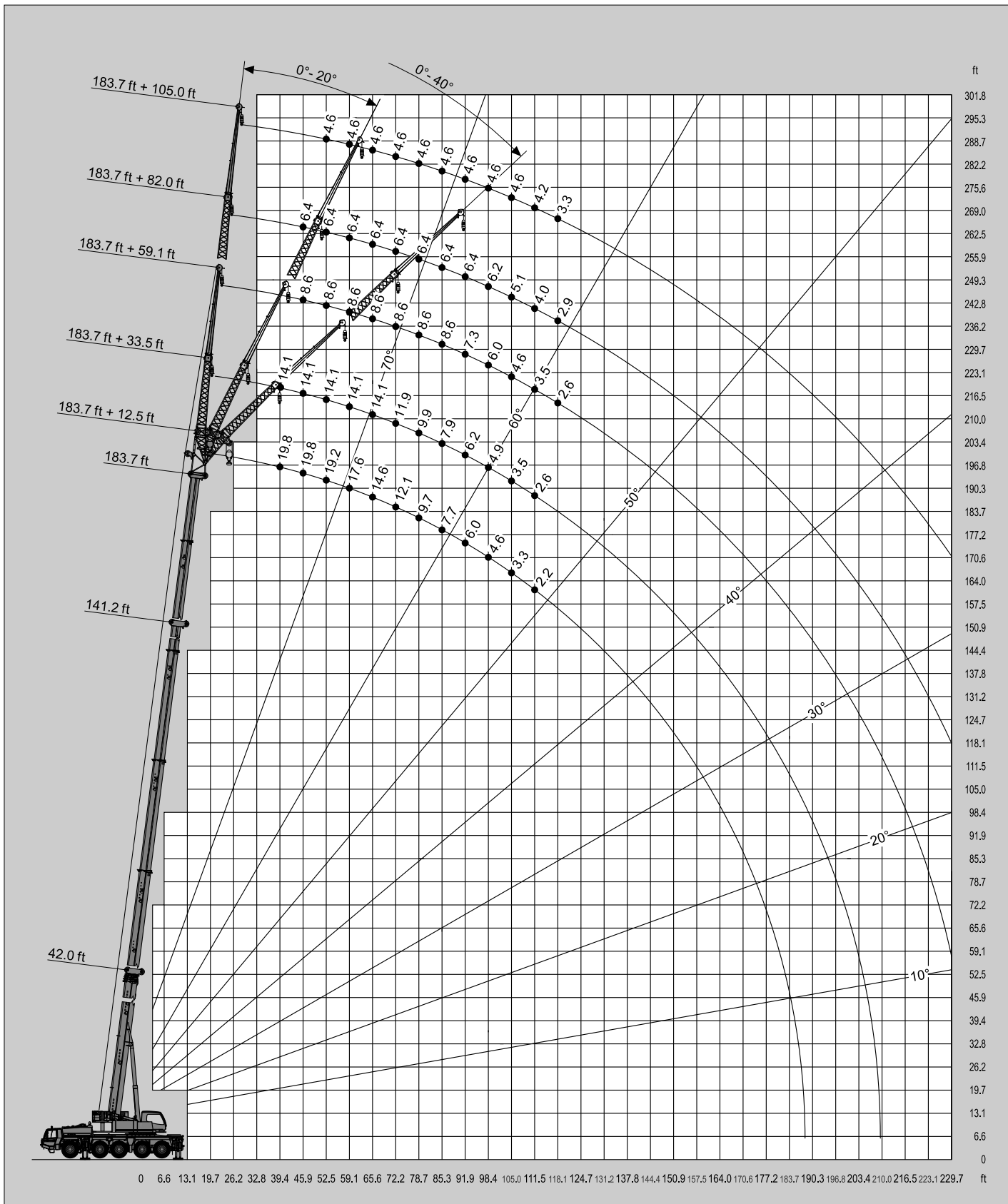
* Over rear / * Sobre la parte trasera
 ** With additional lifting equipment / ** Con equipo adicional

STERLING CRANE



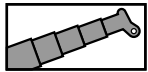
20,062 lbs

SAE



STERLING CRANE

Lifting capacities / Capacidades de elevación

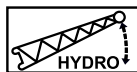
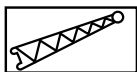
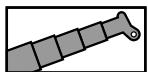


20,062 lbs

SAE

ft	42.0 ft*	42.0 ft	56.2 ft	70.3 ft	84.5 ft	98.7 ft	112.9 ft	127.0 ft	141.2 ft	155.4 ft	169.6 ft	183.7 ft	196.8 ft
8.9	264.6**												
9.8	235.7**	224.4**	198.4	198.4									
11.5	212.5	203.7	198.4	198.4	154.3								
13.1	191.8	184.3	184.1	182.8	154.3								
14.8	174.6	166.4	166.2	164.9	154.3	119.7							
16.4	162.3	151.2	152.1	149.7	146.4	113.1	97.0						
19.7	138.2	126.8	127.6	124.3	112.9	107.6	93.3	72.3					
23.0	100.3	100.3	101.6	99.2	95.0	87.3	83.8	72.3	59.7				
26.2	77.6	77.6	78.7	78.9	78.0	76.7	70.5	64.8	59.7	47.2			
29.5	62.4	62.4	65.0	65.9	69.0	65.0	60.0	55.1	52.7	47.2	36.6		
32.8	51.6	51.6	57.1	57.3	57.5	56.0	51.8	51.1	47.4	44.3	36.6	29.1	
36.1			48.9	50.1	50.6	48.5	45.4	45.2	41.7	41.0	36.6	29.1	23.4
39.4			42.3	44.2	44.6	42.8	43.0	39.9	37.7	36.6	34.2	29.1	23.4
45.9			32.8	34.4	34.8	33.7	34.2	32.2	31.7	31.5	29.8	27.6	23.4
52.5				27.1	27.9	26.9	27.6	26.5	27.8	26.0	24.5	22.7	22.0
59.1				22.0	23.2	21.6	23.4	22.9	23.3	22.2	20.9	19.4	18.7
65.6					19.6	18.7	19.7	19.8	19.2	18.4	17.6	16.4	16.3
72.2					16.5	16.3	17.0	16.8	16.2	15.5	14.7	13.6	13.7
78.7						14.1	14.3	14.1	13.9	13.0	12.3	11.2	11.2
85.3						11.9	12.1	11.7	11.7	11.0	10.1	9.0	9.0
91.9							10.1	9.9	9.7	9.0	8.2	7.3	7.3
98.4							8.8	8.2	8.2	7.5	6.8	5.5	5.5
105.0								7.1	6.8	6.2	5.3	4.4	4.4
111.5								5.7	5.7	4.9	4.4	3.1	3.1
118.1									4.9	4.0	3.1	2.2	2.2
124.7									4.0	3.1	2.4		
131.2									3.1	2.2			

* Over rear / * Sobre la parte trasera / ** With additional lifting equipment / ** Con equipo adicional



20,062 lbs

SAE

ft	196.8 ft + 12.5 ft			196.8 ft + 33.5 ft			196.8 ft + 59.1 ft			196.8 ft + 82.0 ft			196.8 ft + 105.0 ft		
	0°	20°	40°	0°	20°	40°	0°	20°	40°	0°	20°	40°	0°	20°	40°
39.4				12.6											
45.9	17.2	17.2	17.2	12.6			7.9								
52.5	17.2	16.8	16.3	12.6	12.6		7.9			6.0					
59.1	16.5	15.9	15.4	12.6	12.3		7.9			6.0			4.4		
65.6	14.1	14.8	14.8	12.6	11.9	11.0	7.9			6.0			4.4		
72.2	11.7	12.1	12.6	11.5	11.2	10.6	7.9	7.3		6.0			4.4		
78.7	9.7	10.1	10.4	9.5	10.8	10.1	7.9	7.1		6.0			4.4		
85.3	7.5	7.9	8.4	7.7	9.3	9.9	7.9	6.8	5.7	6.0	6.0		4.4		
91.9	6.0	6.4	6.6	6.2	7.7	8.8	6.8	6.6	5.5	6.0	6.0		4.4		
98.4	4.4	4.9	5.1	4.6	6.2	7.3	5.7	6.4	5.3	5.7	5.7		4.4	4.2	
105.0	3.3	3.5	3.7	3.5	4.9	5.7	4.4	6.2	5.3	4.6	5.5	5.1	4.4	4.2	
111.5	2.2	2.4	2.6		3.7	4.4	3.3	5.1	5.1	3.7	5.3	5.1	4.0	4.0	
118.1					2.9	3.5		4.0	5.1		4.9	4.9		4.0	
124.7						2.4		3.1	4.4		4.0	4.6		4.0	
131.2									3.3		3.1	4.4		3.7	
144.4												2.9			
157.5															

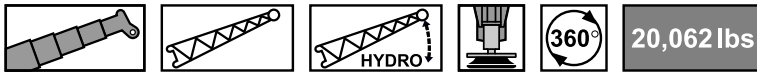
STERLING CRANE

Lifting capacities / Capacidades de elevación



SAE

ft	183.7 ft + 12.5 ft			183.7 ft + 33.5 ft			183.7 ft + 59.1 ft			183.7 ft + 82.0 ft			183.7 ft + 105.0 ft		
	0°	20°	40°	0°	20°	40°	0°	20°	40°	0°	20°	40°	0°	20°	40°
39.4	19.8	19.8		14.1											
45.9	19.8	19.4	18.7	14.1			8.6			6.4					
52.5	19.2	18.3	17.9	14.1	14.1		8.6			6.4			4.6		
59.1	17.6	17.4	17.0	14.1	13.4	12.6	8.6			6.4			4.6		
65.6	14.6	15.0	15.4	14.1	12.8	11.9	8.6	7.7		6.4			4.6		
72.2	12.1	12.6	13.0	11.9	12.1	11.5	8.6	7.5		6.4			4.6		
78.7	9.7	10.1	10.4	9.9	11.5	11.0	8.6	7.3	6.0	6.4	6.4		4.6		
85.3	7.7	7.9	8.4	7.9	9.7	10.6	8.6	7.1	5.7	6.4	6.4		4.6		
91.9	6.0	6.4	6.6	6.2	7.9	8.8	7.3	6.6	5.5	6.4	6.4		4.6		
98.4	4.6	4.9	5.1	4.9	6.4	7.3	6.0	6.6	5.5	6.2	6.2	5.5	4.6	4.4	
105.0	3.3	3.5	3.7	3.5	5.1	5.7	4.6	6.4	5.3	5.1	6.0	5.3	4.6	4.4	
111.5	2.2	2.6	2.6	2.6	4.0	4.6	3.5	5.3	5.3	4.0	5.7	5.3	4.2	4.2	
118.1					2.9	3.5	2.6	4.2	5.1	2.9	5.1	5.1	3.3	4.2	
124.7					2.0	2.6		3.3	4.4		4.0	4.9	4.0	4.0	
131.2								2.4	3.5		3.1	4.6	4.0	4.0	
144.4											2.9	4.6	4.0	4.0	



SAE

ft	141.2 ft + 12.5 ft			141.2 ft + 33.5 ft			141.2 ft + 59.1 ft			141.2 ft + 82.0 ft			141.2 ft + 105.0 ft		
	0°	20°	40°	0°	20°	40°	0°	20°	40°	0°	20°	40°	0°	20°	40°
26.2				23.4											
29.5	36.6	33.1	31.1	23.4											
32.8	34.8	31.7	30.0	23.4			12.1								
36.1	33.5	30.6	28.9	23.4			12.1			8.4					
39.4	32.2	29.5	28.0	23.4	22.3		12.1			8.4			6.0		
45.9	26.9	27.6	26.2	23.4	20.7	18.1	12.1			8.4			6.0		
52.5	21.6	22.3	22.9	21.4	19.6	17.0	12.1			8.4			6.0		
59.1	17.2	18.1	18.7	17.6	18.3	16.3	11.9	8.6		8.4			6.0		
65.6	13.4	14.1	14.6	14.3	16.3	15.7	11.5	8.2	6.6	8.4	7.9		6.0		
72.2	10.4	11.0	11.5	11.5	13.2	14.6	10.8	7.9	6.4	8.4	7.7		6.0		
78.7	7.9	8.4	8.8	9.0	10.6	11.9	10.4	7.5	6.2	8.4	7.5		6.0	5.7	
85.3	6.0	6.4	6.8	7.1	8.4	9.5	8.6	7.3	6.0	8.4	7.3	6.0	6.0	5.5	
91.9	4.4	4.6	5.1	5.3	6.6	7.5	6.8	7.1	6.0	7.5	7.1	5.7	6.0	5.3	
98.4	3.1	3.3	3.5	4.0	5.1	6.0	5.5	6.8	5.7	6.0	6.8	5.5	6.0	5.1	
105.0		2.0	2.4	2.6	3.7	4.4	4.2	6.0	5.7	4.9	6.6	5.3	5.3	5.1	4.0
111.5					2.6	3.3	3.1	4.9	5.5	3.7	6.0	5.3	4.4	4.9	3.7
118.1						2.2	2.2	3.7	4.9	2.9	4.9	5.1	3.3	4.6	3.5
124.7								2.6	3.7	2.0	3.7	4.9	2.4	4.6	3.5
131.2									2.6		2.9	4.4	4.0	4.0	3.3
144.4											2.4	4.4	4.0	4.0	3.3
157.5												2.4	4.0	4.0	2.4