

STERLING CRANE

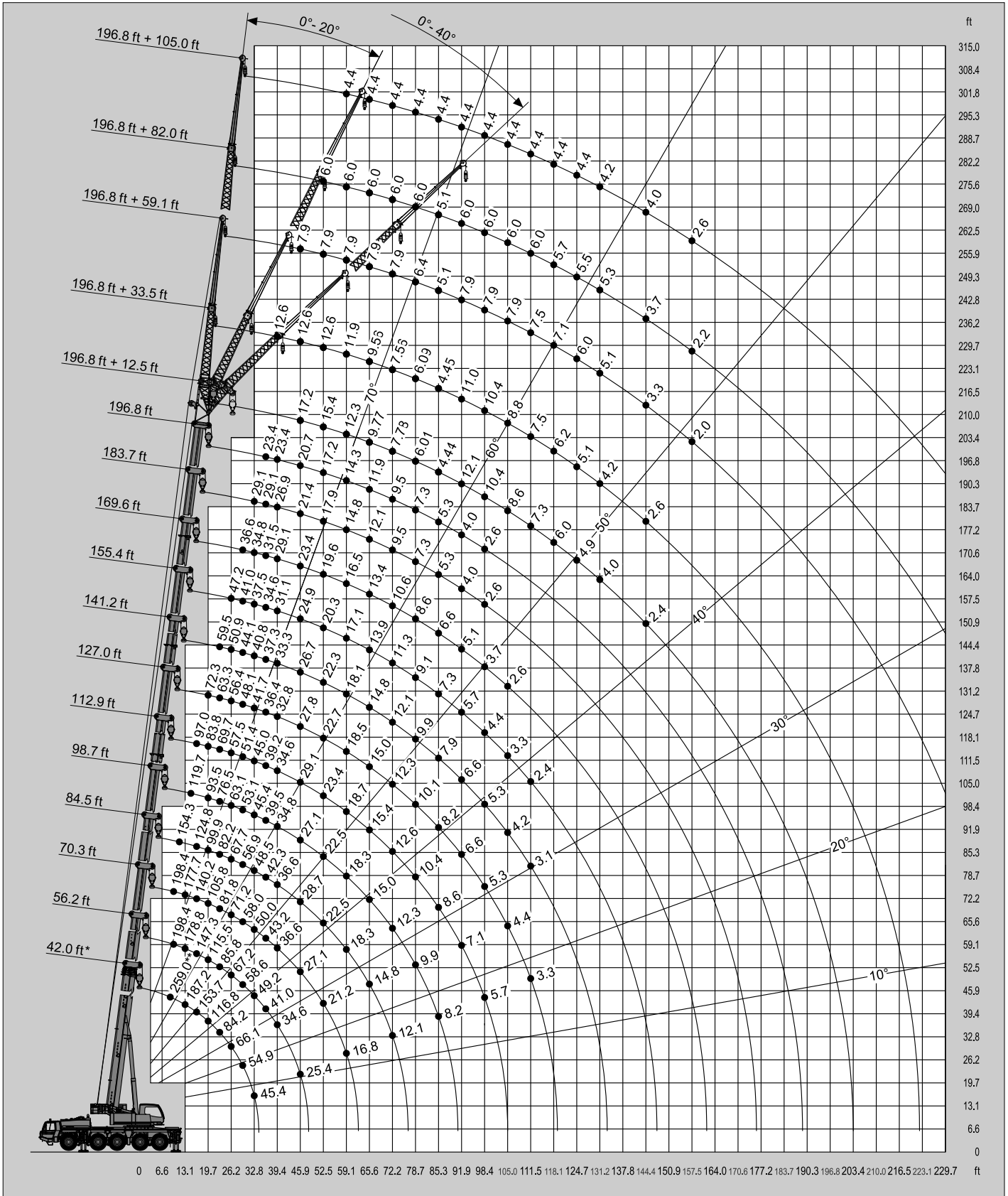


LIFTING CHARTS - All Terrain Cranes

TADANO MODEL ATF% \$; !) - 1*\$ TON CAPACITY



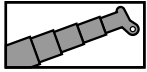
SAE



* Over rear / * Sobre la parte trasera
 ** With additional lifting equipment / ** Con equipo adicional

STERLING CRANE

Lifting capacities / Capacidades de elevación

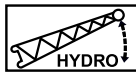
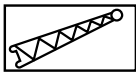
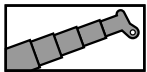


7,275 lbs

SAE

ft	42.0 ft*	42.0 ft	56.2 ft	70.3 ft	84.5 ft	98.7 ft	112.9 ft	127.0 ft	141.2 ft	155.4 ft	169.6 ft	183.7 ft	196.8 ft
8.9	259.0**												
9.8	232.6**	222.7**	198.4	198.4									
11.5	208.3	200.2	198.4	198.4	154.3								
13.1	187.2	179.0	178.8	177.7	154.3								
14.8	170.0	161.4	162.3	159.8	145.9	119.7							
16.4	153.7	146.2	147.3	140.2	124.8	112.0	97.0						
19.7	116.8	116.8	115.5	105.8	99.9	93.5	83.8	72.3					
23.0	84.2	84.2	85.8	81.8	82.2	76.6	69.7	63.3	59.5				
26.2	66.1	66.1	67.2	71.2	67.7	63.1	57.5	56.4	50.9	47.2			
29.5	54.9	54.9	58.6	58.0	56.9	53.1	51.4	48.1	44.1	41.0	36.6		
32.8	45.4	45.0	49.2	50.0	48.5	45.4	45.0	41.7	40.8	37.5	34.8	29.1	
36.1			41.0	43.2	42.3	39.5	39.2	36.4	37.3	34.6	31.5	29.1	23.4
39.4			34.6	36.6	36.6	34.8	34.6	32.8	33.3	31.1	29.1	26.9	23.4
45.9			25.4	27.1	28.7	27.1	29.1	27.8	26.7	24.9	23.4	21.4	20.7
52.5				21.2	22.5	22.5	23.4	22.7	22.3	20.3	19.6	17.9	17.2
59.1				16.8	18.3	18.3	18.7	18.5	18.1	17.1	16.5	14.8	14.3
65.6					14.8	15.0	15.4	15.0	14.8	13.9	13.4	12.1	11.9
72.2					12.1	12.3	12.6	12.3	12.1	11.3	10.6	9.5	9.5
78.7						9.9	10.4	10.1	9.9	9.1	8.6	7.3	7.3
85.3						8.2	8.6	8.2	7.9	7.3	6.6	5.3	5.3
91.9							7.1	6.6	6.6	5.7	5.1	4.0	4.0
98.4							5.7	5.3	5.3	4.4	3.7	2.6	2.6
105.0								4.4	4.2	3.3	2.6		
111.5								3.3	3.1	2.4			

* Over rear / * Sobre la parte trasera / ** With additional lifting equipment / ** Con equipo adicional



7,275 lbs

SAE

ft	196.8 ft + 12.5 ft			196.8 ft + 33.5 ft			196.8 ft + 59.1 ft			196.8 ft + 82.0 ft			196.8 ft + 105.0 ft		
	0°	20°	40°	0°	20°	40°	0°	20°	40°	0°	20°	40°	0°	20°	40°
39.4				12.6											
45.9	17.2	17.2	17.2	12.6			7.9								
52.5	15.4	16.1	16.3	12.6	12.6		7.9			6.0					
59.1	12.3	12.8	13.4	11.9	12.3		7.9			6.0					
65.6	9.7	10.4	10.8	9.5	11.5	11.0	7.9			6.0					
72.2	7.7	8.2	8.6	7.5	9.3	10.6	7.9	7.3		6.0					
78.7	6.0	6.4	6.8	6.0	7.5	8.8	6.4	7.1		6.0					
85.3	4.4	4.6	5.1	4.4	6.0	7.1	5.1	6.8	5.7	5.1					
91.9		3.3	3.5		4.6	5.7		6.0	5.5						
98.4					3.5	4.4		4.6	5.3						
105.0								3.7	5.3						
111.5									4.2						