

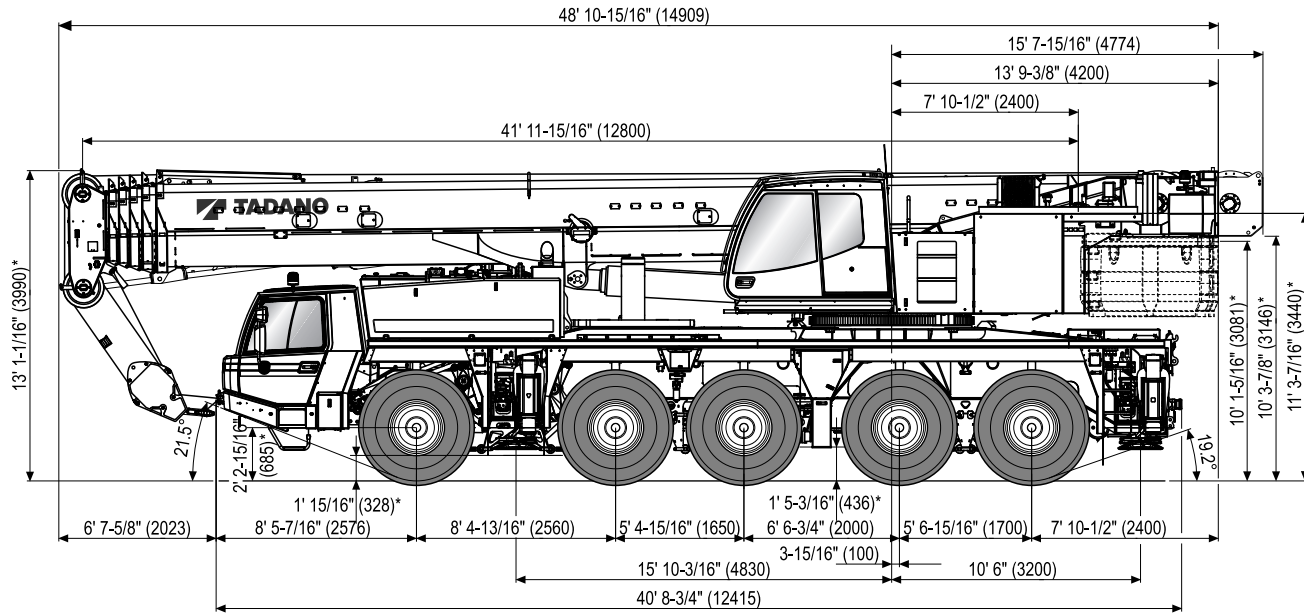
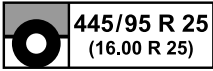
STERLING CRANE



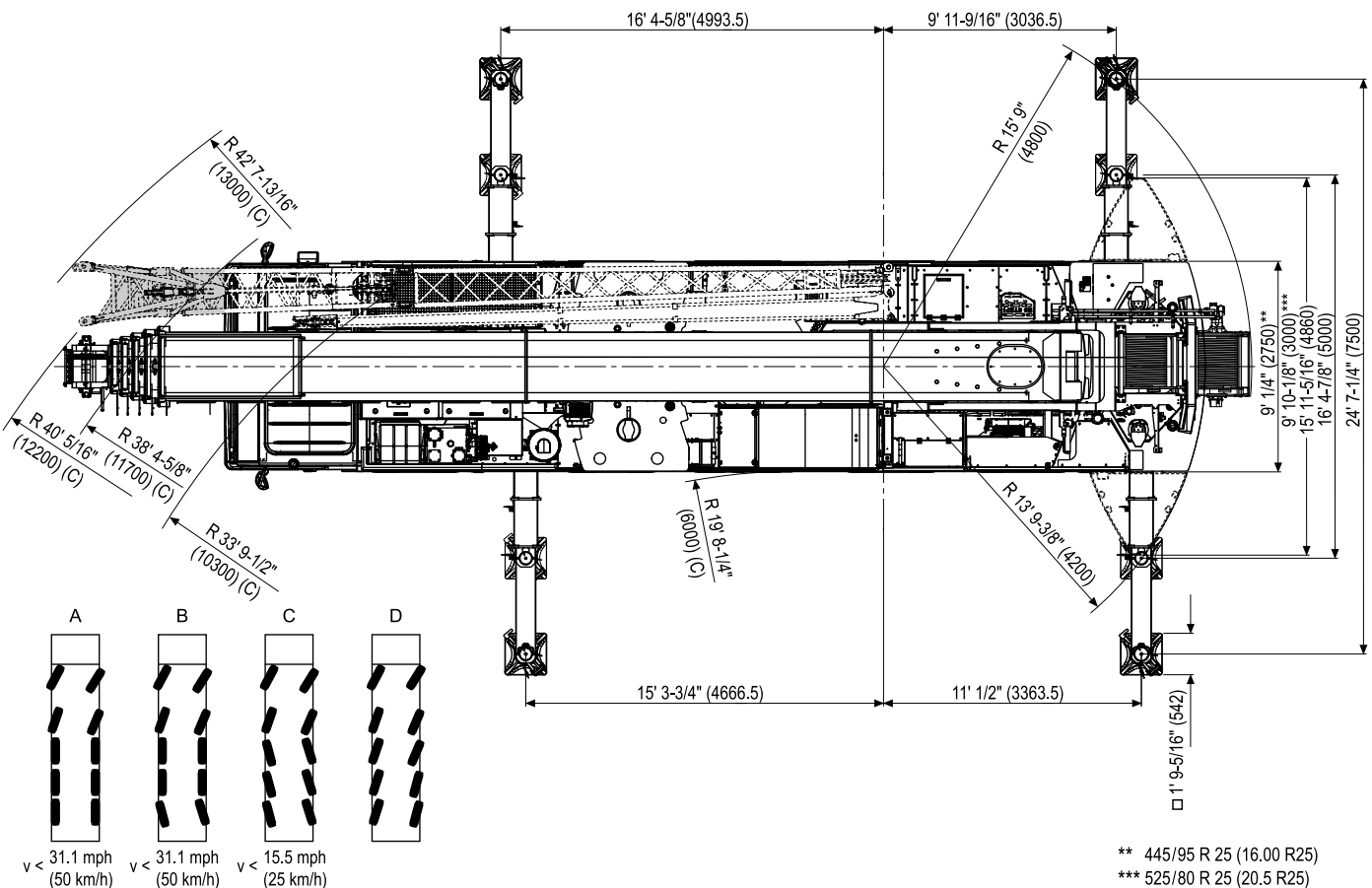
LIFTING CHARTS - All Terrain Cranes

TADANO MODEL ATF% \$; !) - 1* \$ TON CAPACITY

Dimensions (ft, mm) / Dimensiones (ft, mm)



* -4-5/16" (110) / +6-5/16" (160)



** 445/95 R 25 (16.00 R25)

*** 525/80 R 25 (20.5 R25)

STERLING CRANE

Weights / Working speeds / Pesos / Velocidades de trabajo

	Axle Eje	1	2	3	4	5	Total weight Peso total
	(t)	12	12	12	12	12	60*

* Incl. 6 t counterweight, 3,8 m/10,2 m/18,0 m boom extension, 63 t hook block, 10 t swivel hook, drive 10 x 8, tyres 445/95 R 25 (16.00 R 25).

* Incl. contrapeso de 6 t, 3,8 m/10,2 m/18,0 m plumin, 63 t gancho, 10 t gancho de bola, tracción 10 x 8, neumáticos 445/95 R 25 (16.00 R 25).

	Lifting capacity Capacidad de elevación	Sheaves Poleas	Parts of line Ramales de cable	Weight Peso
	125 t*	7	15	2,645.5 lbs
	80 t*	5	11	1,763.7 lbs
	63 t*	3	7	1,322.8 lbs
	63 t	3	7	1,322.8 lbs
	25 t	1	3	826.7 lbs
10 t	-	1	661.4 lbs	

* Rams horn
* Gancho doble



		1	2	3	4	5	6	7	8	9	10	11	12	R1	R2	
445/95 (16.00) km/h	 	1.9	1.9	2.5	3.7	4.3	5.6	7.5	9.3	12.4	15.5	19.9	25.5	1.9	2.5	
		3.7	5.0	6.2	8.1	9.9	13.0	16.8	21.7	28.0	36.0	46.0	52.8	3.7	5.0	52%

* Off road range / * Con transmisión todo terreno

V+	Infinitely variable Infinitamente variable	Rope Cable	Max. single line pull Tirón máximo por ramal
	0 - 426.5 ft/min 0 - 130 m/min	single line ramal simple	85 kN
	0 - 249.3 ft/min 0 - 76 m/min	single line ramal simple	85 kN
	0 - 1.6 min ⁻¹		
	-1.0° - +82.7°	approx. 42 s aproximadamente 42 s	
	41' 11-15/16" - 196' 10-3/16" 12.8 m - 60.0 m	approx. 380 s aproximadamente 380 s	