

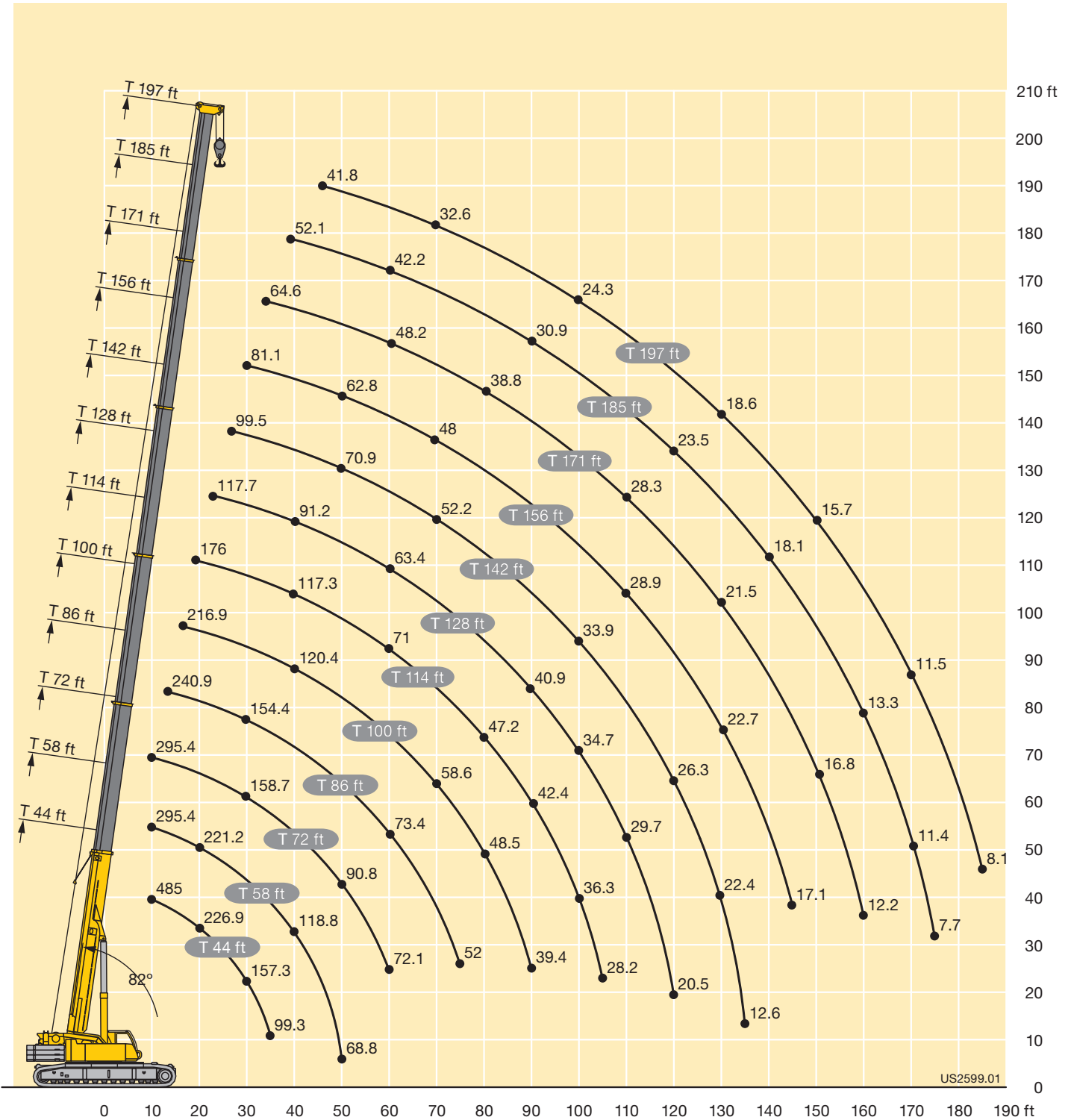


LIFTING CHARTS - Crawler Cranes

LIEBHERR MODEL LTR 1220 - 250 TON CAPACITY

Lifting heights

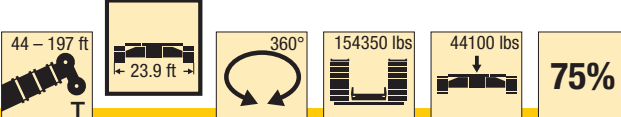
T



STERLING CRANE

Lifting capacities

T



ft	44 ft		58 ft	72 ft	86 ft	100 ft	114 ft	128 ft	142 ft	156 ft	171 ft	185 ft	197 ft	ft	
	*														
10	485	295.4	295.4	295.4										10	
11	330	295.4	295.4	295.4										11	
12	323	294.1	295.2	293.9	240.9									12	
13	311.2	290.2	289.5	288.3	261.8									13	
14	292.4	277.9	278.2	276.9	263.7									14	
15	277.9	266.7	266.9	263.5	259									15	
16	265.4	256.1	255.8	249.8	244.8	216.9								16	
17	254.2	246.2	245.8	240.2	235.6	216.5								17	
18	244.5	237	237.4	231.7	226.3	215								18	
19	235.5	228.2	229.4	223.2	217.7	212.1	176							19	
20	226.9	219.7	221.2	215.2	210	205.8	175.4							20	
22	211.2	204.3	206	201.3	195.8	191.7	174	117.7						22	
24	196.8	190.7	192.5	188.8	183.5	179.3	171.7	124.8						24	
26	183.3	178.6	180.4	177.6	172.6	168.4	167.1	120.8	99.5					26	
28	170.3	167.7	169.5	167.6	163.1	160.6	158.2	116.4	98.7					28	
30	157.3	157	159.2	158.7	154.4	153	149.6	111.9	96.2	81.1				30	
32	143.3	143.3	150.1	150.5	146.4	145.4	141.8	107.6	93.4	79.6				32	
34	126.7	126.7	141.5	142	139.1	138.1	134.8	103.4	90.4	77.9	64.6			34	
36	99.3	99.3	133.3	133.9	132.7	131.8	128.5	99.2	87.4	75.9	63.8			36	
38			125.9	126.5	125.8	125.9	122.8	95.1	84.9	73.9	62.5			38	
40			118.8	119.5	118.9	120.4	117.3	91.2	82.6	71.9	61.2	52.1		40	
45			101.7	104.2	103.5	105.5	104.2	82.7	76.8	67.1	57.7	49.8	41.8	45	
50			68.8	90.8	93.3	92.3	90.8	75.1	70.9	62.8	54.3	47.1	40	50	
55				82.2	82.3	81.3	80	68.7	65.5	58.8	51.1	44.5	38	55	
60					72.1	73.4	72.4	71	63.4	60.6	54.9	48.2	42.2	36.1	60
65						65.9	64.9	63.5	59.7	56.1	51.3	45.6	39.9	34.3	65
70						59.7	58.6	57.2	56.6	52.2	48	43.2	37.9	32.6	70
75						52	53.2	51.7	53.5	48.5	45.1	40.9	36	31	75
80							48.5	47.2	48.8	45.3	42.4	38.8	34.2	29.5	80
85							44.4	45	44.6	42.2	39.9	36.9	32.5	28	85
90							39.4	42.4	40.9	39.2	37.9	35.1	30.9	26.7	90
95								39.2	37.6	36	35.9	33.3	29.5	25.4	95
100								36.3	34.7	33.9	33.8	31.6	28.1	24.3	100
105								28.2	32.1	31.8	31.3	29.9	26.8	23.2	105
110									29.7	30.4	28.9	28.3	25.7	22.2	110
115									27.5	28.3	26.7	26.7	24.5	21.2	115
120									20.5	26.3	25.4	25	23.5	20.3	120
125										24.5	23.8	23.2	22.5	19.4	125
130										22.4	22.7	21.5	21.1	18.6	130
135										12.6	21.4	19.9	19.6	17.8	135
140											19.9	18.9	18.1	17.1	140
145											17.1	18	16.8	16.4	145
150												16.8	15.6	15.7	150
155												15.7	14.4	14.6	155
160												12.2	13.3	13.5	160
165													12.3	12.5	165
170													11.4	11.5	170
175													7.7	10.6	175
180														9.8	180
185														8.1	185

* 0° = over rear/front · en arrière/avant

t_242_00090_00_001 / 00100_00_001

STERLING CRANE

Lifting capacities

T

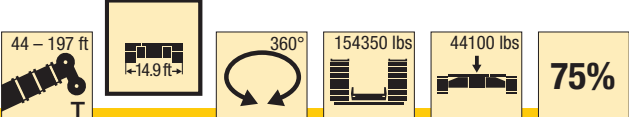
	44 ft	58 ft	72 ft	86 ft	100 ft	114 ft	128 ft	142 ft	156 ft	171 ft	185 ft	197 ft	
10	295.4	295.4	295.4										10
11	295.4	295.4	295.4										11
12	294.1	295.2	293.9	240.9									12
13	290.2	289.5	288.3	261.8									13
14	277.9	278.2	276.9	263.7									14
15	266.7	266.9	263.5	259									15
16	256.1	255.8	249.8	244.8	216.9								16
17	246.2	245.8	240.2	235.6	216.5								17
18	237	237.4	231.7	226.3	213.6								18
19	228.2	229.4	223.2	217.7	207.7	176							19
20	219.7	221.2	215.2	210	200.8	175.4							20
22	204.3	206	201.3	195.8	187	169.7	117.7						22
24	190.7	192.5	188.8	183.5	175.5	160.4	124.8						24
26	178.6	180.4	177.6	172.6	168.2	151.3	120.8	99.5					26
28	167.7	169.5	167.6	162.5	158.7	143	116.4	98.7					28
30	156.8	159.1	158.7	151.4	147	135.6	111.9	96.2	81.1				30
32	142.5	145.4	146.1	140.2	137	128.8	107.6	93.4	79.6				32
34	126.7	132.6	133.6	130.4	127.6	120.8	103.4	90.4	77.9	64.6			34
36	99.3	121.8	122.7	123.7	119.8	113.3	99.2	87.4	75.9	63.8			36
38		112.4	113.3	116	112.5	106.7	95.1	84.9	73.9	62.5			38
40		105.5	107	107.6	106	100.5	91.2	82.6	71.9	61.2	52.1		40
45		88.9	90.6	90.9	90.1	87.6	82.6	76.8	67.1	57.7	49.8	41.8	45
50		68.8	78	78.2	77.4	76	73.1	70.9	62.8	54.3	47.1	40	50
55			68.1	68.2	67.3	66.2	66.8	64.9	58.8	51.1	44.5	38	55
60			60.2	60.3	59.4	59.3	59.9	58.1	54.9	48.2	42.2	36.1	60
65				53.7	52.8	54.6	53.3	51.9	51	45.6	39.9	34.3	65
70				48.3	47.9	49.1	47.8	47.1	46.5	43.2	37.9	32.6	70
75				43.7	45.1	44.3	43	42.9	42.4	40.9	36	31	75
80					41.2	40.3	39.1	39.7	38.4	38.1	34.2	29.5	80
85					37.7	36.8	35.9	36.3	35.6	34.8	32.5	28	85
90					34.8	33.8	33.8	33.2	32.7	32.2	30.9	26.7	90
95						31.1	31.7	30.4	30.4	29.4	29.1	25.4	95
100						28.8	29.3	28.2	28.2	27.4	26.7	24.3	100
105						26.7	27.2	26.2	26	25.6	24.5	23.2	105
110							25.2	24.7	24.1	23.6	22.5	22.2	110
115							23.5	23.3	22.3	21.8	20.6	20.8	115
120							20.5	21.7	20.7	20.1	18.9	19.2	120
125								20.3	19.4	18.6	17.3	17.6	125
130								19	18	17.1	15.9	16.1	130
135								12.6	16.7	15.8	14.6	14.8	135
140									15.5	14.6	13.4	13.6	140
145									14.4	13.5	12.3	12.5	145
150										12.5	11.2	11.4	150
155										11.5	10.2	10.4	155
160										10.7	9.4	9.5	160
165											8.5	8.7	165
170											7.8	7.9	170
175											7.1	7.1	175
180												6.5	180
185												5.8	185

t_242_00110_00_001

STERLING CRANE

Lifting capacities

T



ft	44 ft	58 ft	72 ft	86 ft	100 ft	114 ft	128 ft	142 ft	156 ft	171 ft	185 ft	197 ft	ft
30	116.2			105.4									30
32	105.8	105.2	103.6	97.4									32
34	96.9	99.3	97.6	93.5									34
36	89.1	91.5	89.8	87.4	82.4								36
38		85.9	85.5	81.4	80.8								38
40		79.9	79.5	78.9	75.9	71.7							40
45		67.6	69.2	69.4	68.6	66.8	63.4	59.8					45
50		58.2	59.6	59.8	61.7	59.6	58.7	55.7	52.7				50
55			52.5	52.2	54	53.2	52.2	51.2	49.2	47.2			55
60			46.4	47.7	47.8	46.9	47.7	46.5	45	42.8	40.8	36.1	60
65				42.7	42.6	41.8	42.6	41.7	40.7	39.1	36.8	34.3	65
70				38.4	38.3	38.7	38.3	37.9	36.9	35.5	33.2	32.6	70
75				34.8	34.6	35.1	34.5	34.4	33.8	32.3	30.1	29.8	75
80					31.6	31.9	31.3	31.2	30.6	29.4	27.3	27.1	80
85					29	29.1	28.8	28.4	27.8	26.9	24.8	24.6	85
90					26.6	26.7	26.3	25.9	25.3	24.5	22.6	22.4	90
95						24.6	24.2	23.7	23.1	22.3	20.6	20.4	95
100						22.7	22.2	21.8	21.1	20.3	18.8	18.6	100
105						21	20.5	20	19.3	18.4	17.1	17	105
110							18.9	18.4	17.6	16.7	15.5	15.5	110
115							17.4	16.9	16.1	15.2	14	14.2	115
120							16.1	15.5	14.7	13.8	12.6	12.8	120
125								14.3	13.4	12.5	11.3	11.6	125
130								13.2	12.3	11.4	10.2	10.4	130
135								12.2	11.2	10.3	9.1	9.3	135
140									10.2	9.3	8.1	8.3	140
145									9.4	8.4	7.2	7.4	145
150										7.6	6.4	6.5	150
155										6.8	5.6	5.7	155
160										6.1	4.9	5	160
165											4.2	4.3	165
170											3.6	3.7	170
175											3	3.1	175
180												2.5	180

t_242_00120_00_001