

STERLING CRANE



LIFTING CHARTS - Crawler Cranes

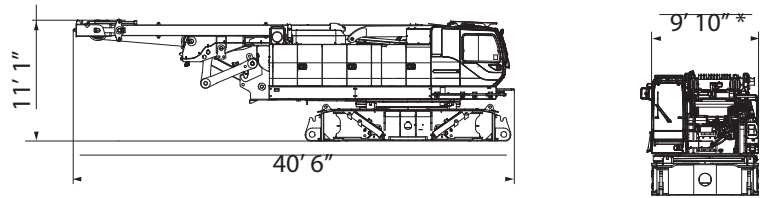
KOBELCO MODEL CK2750G - 275 TON CAPACITY

Dimensions and Weight

Dimensions: ft-in (mm) Weight: lbs (kg)

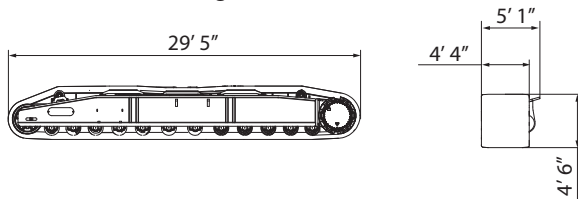
Base Machine - 1

Weight: 99,800 lbs (45,250 kg)
Gantry, mast, translifters, and
wire ropes (front, rear, and boom hoist)



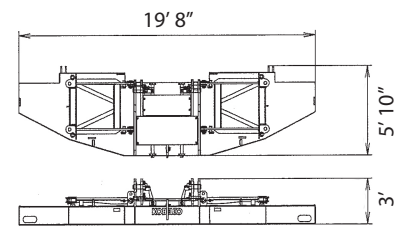
Crawler

Weight: 51,800 lbs (23,500 kg)



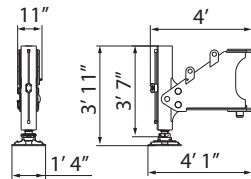
Counterweight Base

Weight: 34,300 lbs (15,540 kg)
(with hanger)



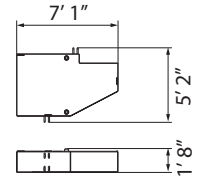
Translifter

Weight: 860 lbs (388 kg)



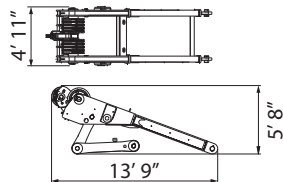
Counterweight B

Weight: 11,900 lbs (5,390 kg)



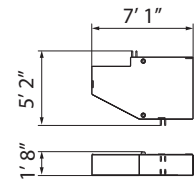
Gantry

Weight: 6,700 lbs (3,038 kg)



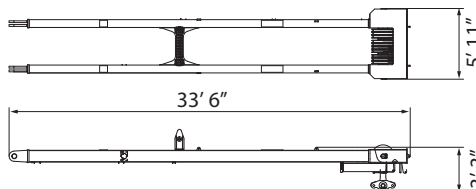
Counterweight C

Weight: 11,900 lbs (5,390 kg)



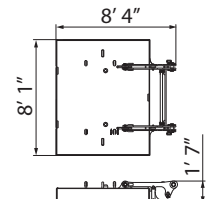
Mast

Weight: 7,100 lbs (3,202 kg)



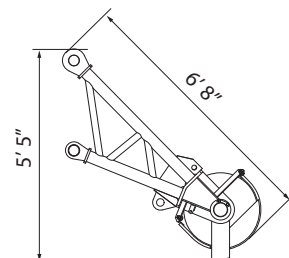
Carbody Weight Base

Weight: 18,300 lbs (8,271 kg)



Auxiliary Sheave

Weight: 660 lbs (298 kg)



* - 10' 5" wide with Catwalks on cab side only.
11' wide with Catwalks on both sides.

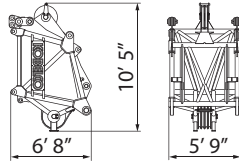
STERLING CRANE

Dimensions and Weight

Dimensions: ft-in (mm) Weight: lbs (kg)

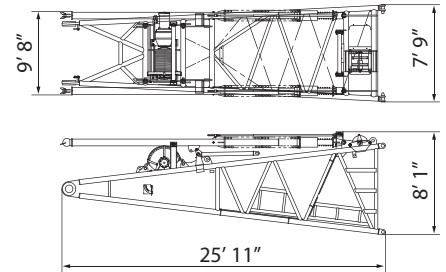
Upper Luffing Boom

Weight: 4,600 lbs (2,089 kg)



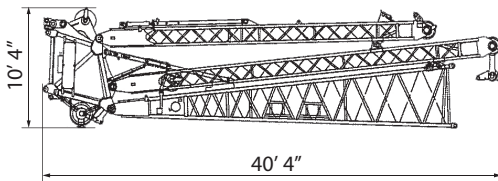
Luffing Boom Base (with winch)

Weight: 15,500 lbs (7,020 kg)



Luffing Boom Tip Assembly

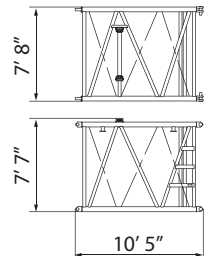
Weight: 14,800 lbs (6,725 kg)



10 ft (3.0 m) Luffing Boom

Weight: 2,000 lbs (891 kg)

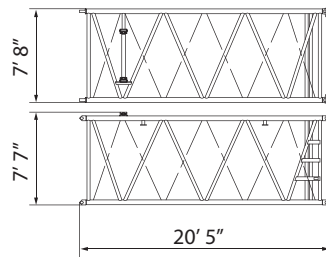
Includes cable roller and guy lines



20 ft (6.1 m) Luffing Boom

Weight: 3,200 lbs (1,440 kg)

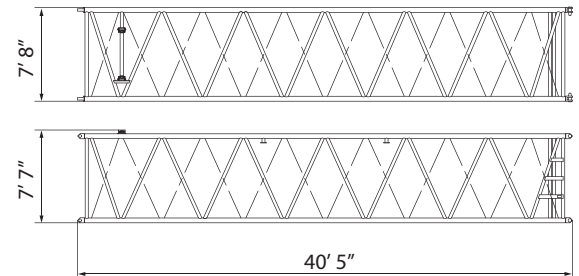
Includes cable roller and guy lines



40 ft (12.2 m) Luffing Boom

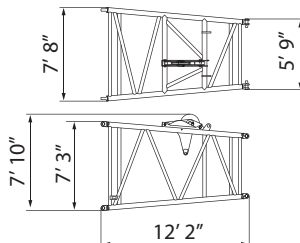
Weight: 5,600 lbs (2,537 kg)

Includes cable roller and guy lines



Luffing Taper Boom

Weight: 2,700 lbs (1,210 kg)



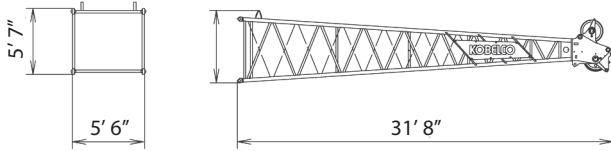
STERLING CRANE

Dimensions and Weight

Dimensions: ft-in (mm) Weight: lbs (kg)

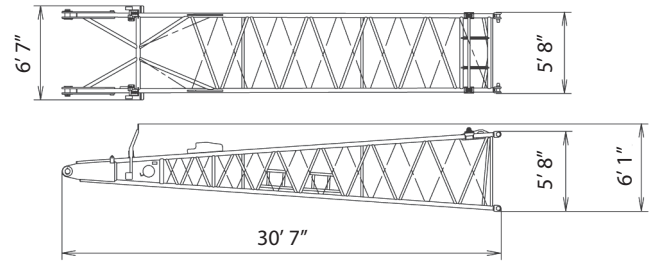
Luffing Jib Tip

Weight: 3,400 lbs (1,526 kg)
Includes cable roller



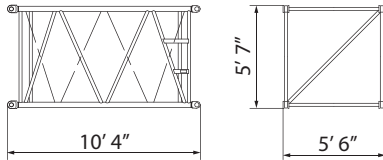
Luffing Jib Base

Weight: 3,200 lbs (1,467 kg)
Includes cable roller and guy lines



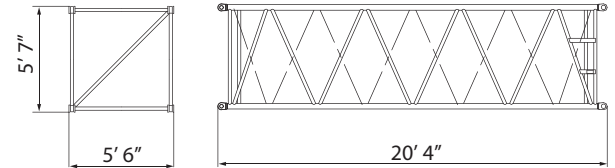
10 ft (3.0 m) Luffing Jib

Weight: 920 lbs (417 kg)
Includes cable roller and guy lines



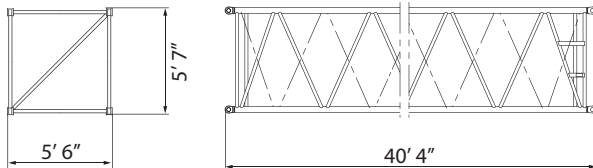
20 ft (6.1 m) Luffing Jib

Weight: 1,500 lbs (667 kg)
Includes cable roller and guy lines



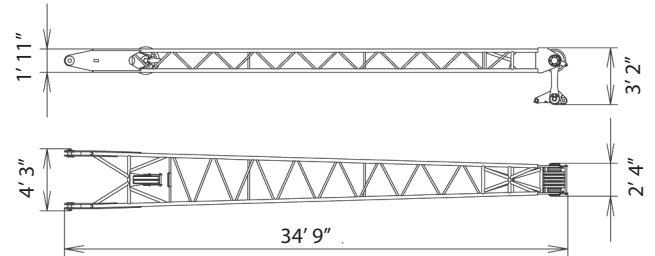
40 ft (12.2 m) Luffing Jib

Weight: 2,600 lbs (1,174 kg)
Includes cable roller and guy lines



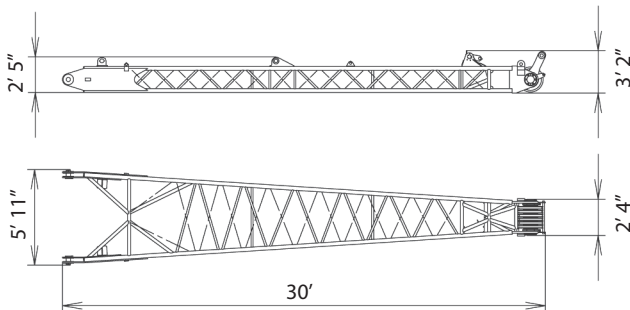
Luffing Jib Upper Spreader (front strut)

Weight: 3,000 lbs (1,376 kg)



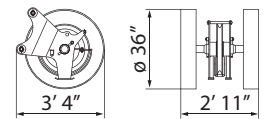
Luffing Jib Lower Spreader (rear strut)

Weight: 2,700 lbs (1,234 kg)



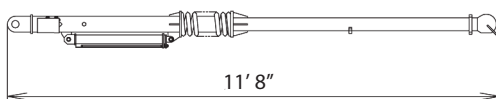
Luffing Jib Auxiliary Sheave

Weight: 840 lbs (380 kg)



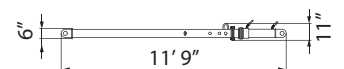
Luffing Jib Backstop

Weight: 570 lbs (260 kg)



Luffing Jib Strut Backstop

Weight: 570 lbs (260 kg)



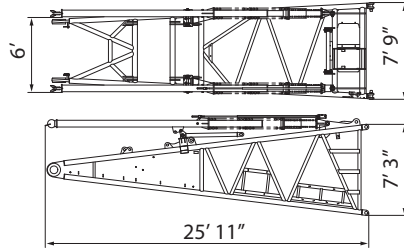
STERLING CRANE

Dimensions and Weight

Dimensions: ft-in (mm) Weight: lbs (kg)

Boom Base (with backstop)

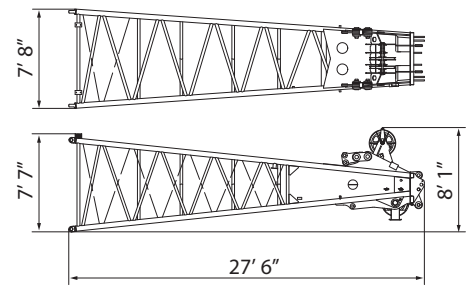
Weight: 10,400 lbs (4,710 kg)



Boom Tip

Weight: 8,200 lbs (3,720 kg)

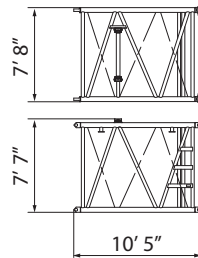
Includes cable roller and guy lines



10 ft (3.0 m) Insert Boom

Weight: 2,000 lbs (891 kg)

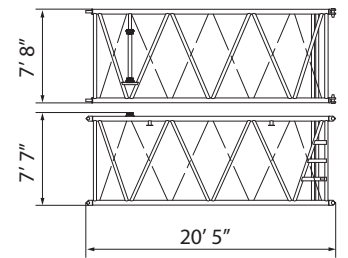
Includes cable roller and guy lines



20 ft (6.1 m) Insert Boom

Weight: 3,200 lbs (1,440 kg)

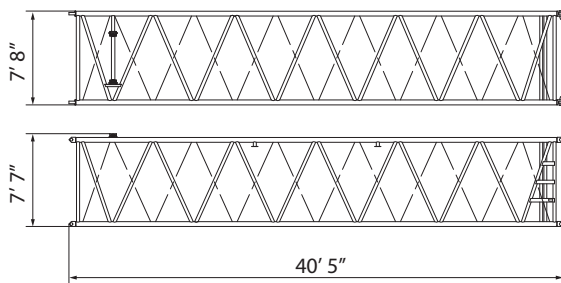
Includes cable roller and guy lines



40 ft (12.2 m) Insert Boom

Weight: 5,600 lbs (2,537 kg)

Includes cable roller and guy lines



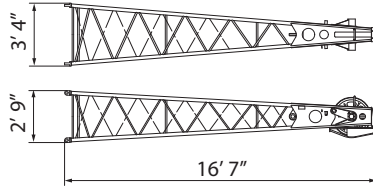
STERLING CRANE

Dimensions and Weight

Dimensions: ft-in (mm) Weight: lbs (kg)

Jib Tip

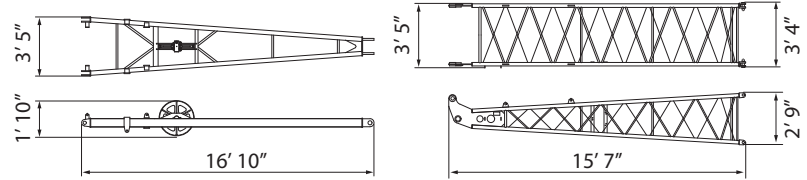
Weight: 700 lbs (319 kg)



Jib Base and Strut

Weight: 2,300 lbs (1,040 kg)

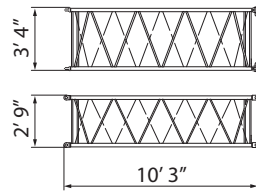
Includes guy line.



10 ft (3.0 m) Jib Insert

Weight: 260 lbs (120 kg)

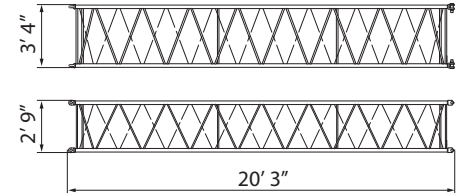
Includes cable roller.



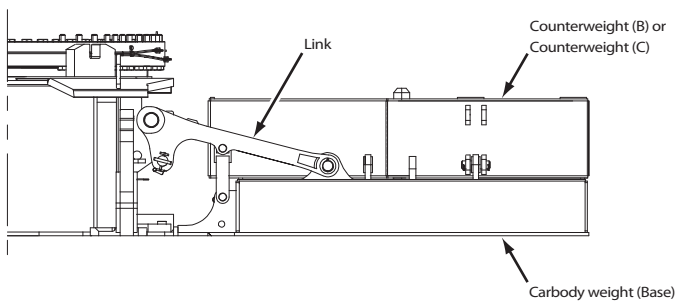
20 ft (6.1 m) Jib Insert

Weight: 550 lbs (252 kg)

Includes cable roller and guy line.



Carbody Weight Assembly



Counterweight Assembly

