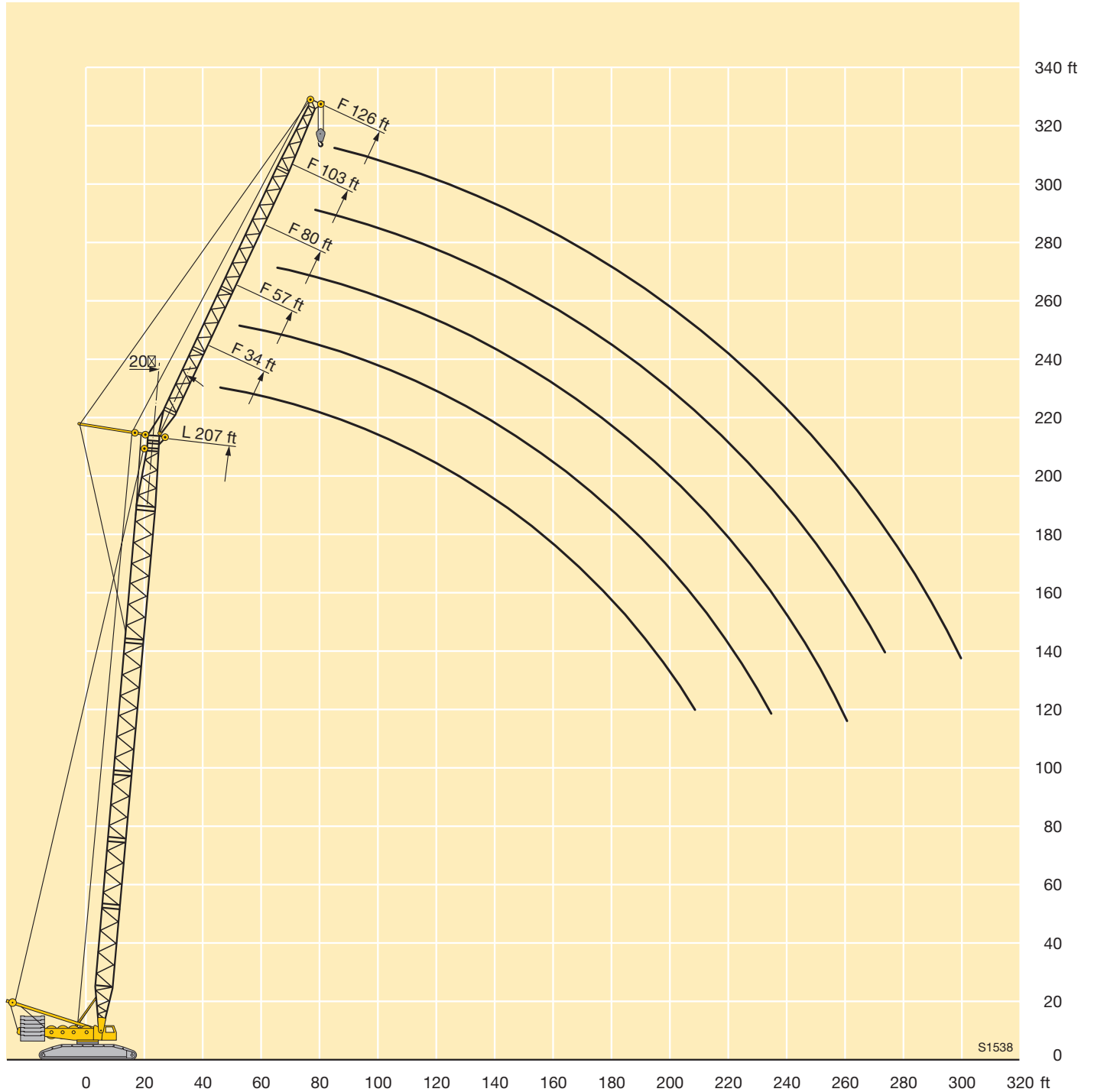




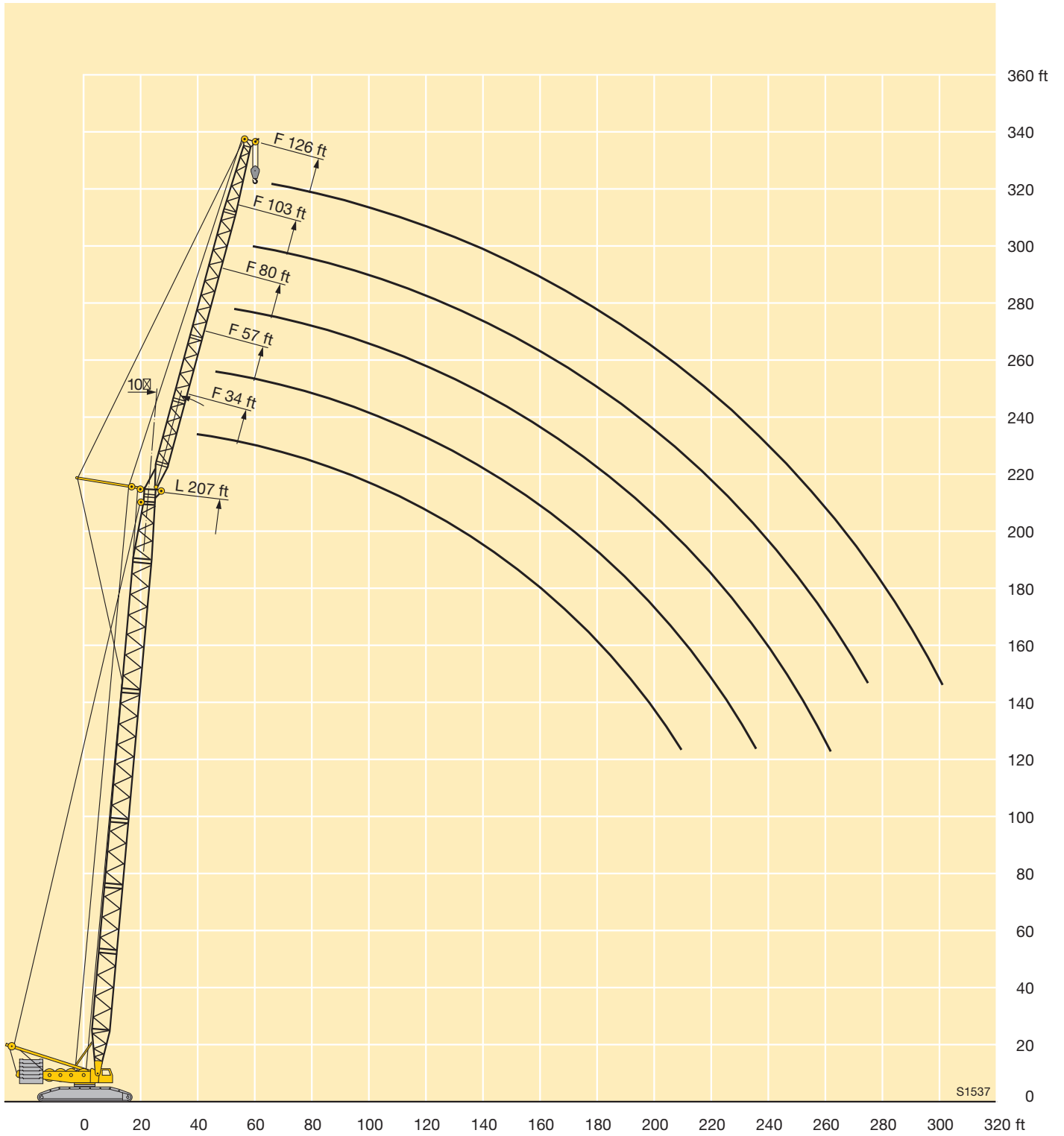
Lifting heights on LF boom/jib combination



S1538

STERLING CRANE

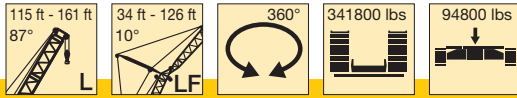
Lifting heights on LF boom/jib combination



S1537

STERLING CRANE

Lifting capacities on LF boom/jib combination

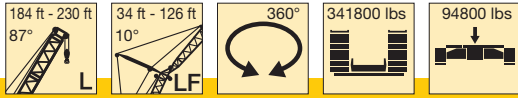


ft	115 ft					138 ft					161 ft					ft
	34 ft	57 ft	80 ft	103 ft	126 ft	34 ft	57 ft	80 ft	103 ft	126 ft	34 ft	57 ft	80 ft	103 ft	126 ft	
34	287					287					278					34
36	287					287					273					36
38	287	273				287					272					38
40	287	269				286	237				270	215				40
45	287	256				280	226				259	206				45
50	266	244	208			255	216	183			240	198	166			50
55	242	230	199	169		230	207	175	152		219	190	159			55
60	218	213	190	166	127	208	198	168	145	119	199	183	153	132	114	60
65	195	195	182	160	128	190	186	161	140	119	181	176	148	127	111	65
70	176	177	174	153	128	173	172	155	135	118	167	164	142	122	107	70
75	160	162	162	148	128	158	158	149	130	114	154	152	137	118	103	75
80	146	148	149	142	126	144	146	143	125	110	142	141	133	114	100	80
85	134	136	137	137	122	132	134	135	120	107	130	131	128	110	97	85
90	124	125	127	128	117	122	124	125	116	103	120	122	121	106	93.5	90
95	115	116	118	119	113	113	115	116	112	99.5	111	113	114	103	90.5	95
100	107	108	110	111	109	105	106	108	108	96	103	105	106	99.5	87.5	100
105	99.5	101	102	103	104	97	99	101	102	93	95.5	97.5	99.5	96.5	84.5	105
110	93	94.5	96	97	97.5	91	92.5	94	95.5	90	89	91.5	93	93	82	110
115	87.5	88.5	90	91	91.5	85	87	88.5	89.5	87	83.5	85.5	87	88	79.5	115
120	82	83.5	84.5	85.5	86.5	80	81.5	83	84	84	78	80	81.5	82.5	77	120
125	77.5	78.5	80	80.5	81.5	75	76.5	78	79	80	73.5	75	76.5	77.5	75	125
130	73	74	75.5	76.5	77	71	72	73.5	74.5	75.5	69	71	72	73	72.5	130
135		70.5	71.5	72.5	73	67	68.5	70	71	71.5	65	67	68	69	69.5	135
140		66.5	68	68.5	69	63.5	64.5	66	67	67.5	61.5	63	64.5	65	66	140
150		60	61	62	62.5	56.7	58	59.3	60	61	54.8	56.5	57.7	58.4	59.2	150
160			55.4	56	56.5		52.2	53.4	54.3	54.9	49.1	50.6	51.8	52.4	53.2	160
170			50.3	50.9	51.4		47.2	48.4	49.1	49.8	44.1	45.6	46.6	47.3	48	170
180				46.6	47			44	44.7	45.3		41.2	42.3	42.8	43.5	180
190				42.6	43			40.1	40.8	41.3		37.2	38.3	38.8	39.5	190
200					39.5				37.2	37.7			34.7	35.2	35.8	200
210					36.3				34	34.5				31.7	32.4	210
220					33.5				30.9	31.5				28.7	29.3	220
230										28.7				25.9	26.5	230
240															23.9	240
250															21.5	250
260															19.3	260

TAB 124241

STERLING CRANE

Lifting capacities on LF boom/jib combination

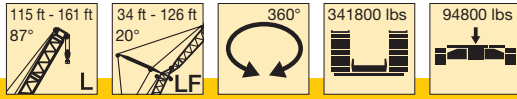


ft	184 ft					207 ft					230 ft			ft
	34 ft	57 ft	80 ft	103 ft	126 ft	34 ft	57 ft	80 ft	103 ft	126 ft	34 ft	57 ft	80 ft	
38	247					223								38
40	244					216								40
45	239					211	169				192			45
50	226	183				200	164	136			186	151	126	50
55	209	177	147			181	159	132	112		173	147	122	55
60	190	171	142	121		166	154	127	109		159	143	119	60
65	173	165	137	117		152	148	124	105	91.5	146	140	115	65
70	159	156	133	113	99	140	139	120	102	88.5	134	133	112	70
75	147	145	128	110	96	130	129	117	99	86	124	124	110	75
80	136	135	124	106	93	120	120	113	96.5	83.5	115	115	107	80
85	126	125	120	103	90	112	112	110	93.5	81.5	107	107	104	85
90	117	117	115	99.5	87	104	104	104	90.5	79	99.5	100	99	90
95	109	109	109	96.5	84.5	97.5	97.5	97.5	88	76.5	93	93	93	95
100	101	102	102	93.5	82	80	80.5	80.5	79.5	70	86.5	87	87	100
105	94	96	96	91	79.5	74.5	74.5	76	75.5	68.5	81	82	82	105
110	87.5	89.5	90.5	88	77	70	71.5	71.5	71.5	66.5	67	67.5	68	110
115	81.5	83.5	85	84.5	74.5	67	67.5	67.5	67.5	64.5	63	64	64	115
120	76.5	78	80	80	72.5	61.5	63.5	64	64	62.5	59.3	60	60.5	120
125	71.5	73	75	75.5	70.5	57.8	59.6	60.5	60.5	59.7	55.8	56.7	57.3	125
130	67	69	70.5	71.5	68.5	52.8	54.1	54.2	54.2	54.3	49.3	50.4	51	130
135	63	65	66.5	67.5	66	45.3	46.9	48.2	48.6	48.7	43.3	44.8	45.5	135
140	59.5	61	63	63.5	63.5	40	41.7	43	43.6	43.8	37.9	39.7	40.5	140
150	52.9	54.4	56	56.9	57.7	35.4	37	38.3	38.9	39.3	33.2	35	36.2	150
160	47.1	48.5	50.1	50.9	51.8	31.2	32.7	34.1	34.6	35.1	29	30.7	32.1	160
170	42.1	43.4	44.9	45.7	46.5	27.5	28.9	30.2	30.8	31.2	25.2	26.8	28.2	170
180	37.5	38.9	40.5	41.2	42		25.5	26.7	27.2	27.7	21.8	23.3	24.7	180
190	33.4	34.8	36.3	37	37.9		22.5	23.6	24.2	24.6	18.9	20.3	21.6	190
200		31	32.5	33.2	34.1		19.7	20.8	21.4	21.7	16.2	17.5	18.8	200
210			29	29.7	30.5			18.3	18.8	19.1		14.9	16.2	210
220			26	26.6	27.4			15.9	16.4	16.7			13.7	220
230			23.1	23.7	24.5			13.8	14.2	14.5			11.4	230
240				21.1	21.9				12.2	12.4			9.4	240
250				18.7	19.4					10.4				250
260				16.5	17.2					8.7				260
270					15.2					7.5				270
280														280
290														290
300														300

TAB 124241

STERLING CRANE

Lifting capacities on LF boom/jib combination



ft	115 ft					138 ft					161 ft					ft
	34 ft	57 ft	80 ft	103 ft	126 ft	34 ft	57 ft	80 ft	103 ft	126 ft	34 ft	57 ft	80 ft	103 ft	126 ft	
38	287										232					38
40	286					256					224					40
45	279					246					217					45
50	265					238					210					50
55	244	206				226	180				210	163				55
60	220	199	168			211	174	145			202	158	130			60
65	197	192	162			193	168	140			184	153	126			65
70	177	179	156	134		175	163	135			169	149	122			70
75	161	164	150	129		160	157	131	113		156	144	119	102		75
80	147	150	144	124	108	146	149	127	109	96	144	140	115	98.5		80
85	135	138	139	119	105	133	137	123	106	93	132	134	112	95.5		85
90	125	128	129	114	101	123	127	120	103	90.5	122	125	109	93	81	90
95	116	118	121	110	97	114	117	116	99.5	87.5	113	116	106	90.5	78.5	95
100	107	110	112	106	93	106	109	111	97	85	104	107	103	88	76.5	100
105	100	103	105	102	89.5	98.5	101	103	94	82.5	97	100	100	85.5	74.5	105
110	93.5	96	98	98	86	92	95	97	91.5	80.5	90.5	93.5	95	83.5	72.5	110
115	88	90	92	93	83	86	89	91	89	78	84.5	87.5	89.5	81	70.5	115
120	82.5	85	86.5	88	80	81	83.5	85.5	86	76	79	82	84	79	68.5	120
125	77.5	80	81.5	83	77.5	76	78.5	80.5	81.5	74	74.5	77	79	77	66.5	125
130	73.5	75.5	77.5	78.5	75	71.5	74	76	77	72	70	72.5	74.5	75	65	130
135		71.5	73.5	74.5	72.5	67.5	70	72	73	70	66	68.5	70	72	63.5	135
140		67.5	69.5	70.5	70	64	66	68	69	68.5	62	64.5	66.5	68	62	140
150		61	62.5	63.5	64.5	57.2	59.4	61	62	63	55.5	57.7	59.4	61	58.9	150
160			56.6	57.5	58.3		53.4	55.0	56	57.1	49.7	51.7	53.3	54.8	55.5	160
170			51.3	52.2	53		48.2	49.7	50.7	51.7	44.6	46.5	48	49.4	50.2	170
180			46.8	47.6	48.4			45.2	46.1	47.1		42	43.5	44.8	45.6	180
190				43.5	44.3			41.1	42	42.9		37.9	39.4	40.6	41.4	190
200					40.6				38.2	39.2			35.6	36.9	37.6	200
210					37.2				34.9	35.8			32.1	33.4	34.2	210
220					34.2				31.7	32.7			28.9	30.1	30.9	220
230										29.8				27.1	27.9	230
240										27					25.2	240
250															22.6	250
260															20.2	260

TAB 124244

STERLING CRANE

Lifting capacities on LF boom/jib combination



ft	184 ft					207 ft					230 ft				ft
	34 ft	57 ft	80 ft	103 ft	126 ft	34 ft	57 ft	80 ft	103 ft	126 ft	34 ft	57 ft	80 ft	103 ft	
50	200					186					171				50
55	195	151				181	140				167				55
60	188	146				176	136				164	127			60
65	176	142				168	132				160	123			65
70	163	138	113			155	129	105			149	120	98		70
75	150	135	110	93		143	126	102			137	118	95.5		75
80	139	131	107	90.5		132	123	99.5	84		127	115	93.5	78.5	80
85	129	128	104	88		123	120	97	82		118	113	91.5	77	85
90	120	120	101	85.5	74.5	114	114	94.5	80	69	109	109	89.5	75	90
95	111	113	98.5	83.5	72.5	107	108	92.5	78	67	102	104	87.5	73	95
100	103	106	96	81.5	70.5	99.5	101	90	76	65.5	95	96.5	85.5	71.5	100
105	95.5	98.5	94	79	69	93	94.5	88	74	64	89	90.5	83.5	70	105
110	89	92	91.5	77	67	87.5	89	86	72.5	62.5	83.5	85	81.5	68.5	110
115	83.5	86	87.5	75.5	65.5	81.5	83.5	83.5	70.5	61	78	80	79.5	67	115
120	78	80.5	83	73.5	63.5	76	78.5	79.5	69	59.4	73	75	76.5	65.5	120
125	73	75.5	77.5	71.5	62	71	74	75	67.5	58	68.5	70.5	72	64	125
130	68.5	71	73	70	60.5	66.5	69.5	71	66	56.6	64.5	66.5	68	62.5	130
135	64.5	67	69	68	59.1	62.5	65	67	64	55.3	61	62.5	64	61	135
140	61	63	65	65.5	57.7	59	61.5	63.5	62.5	54.1	57.3	59.2	60.5	59.5	140
150	54	56.2	58	59.4	55.1	52.2	54.4	56.4	57.6	51.7	50.6	52.7	54	54.8	150
160	48.1	50.1	51.9	53.2	52.3	46.2	48.3	50.2	51.7	49.4	44.5	46.8	48.2	49	160
170	43	44.9	46.6	47.8	49	40.9	43.1	44.9	46.2	47.1	38.9	41.4	43.1	43.9	170
180	38.3	40.3	42	43.1	44.4	36.2	38.3	40.2	41.4	42.4	34.1	36.5	38.5	39.4	180
190	34.1	36	37.8	38.9	40.2	31.9	33.9	35.9	36.9	37.9	29.9	32.1	34.2	35.2	190
200		32.1	33.8	35.1	36.3	28.1	30	31.8	32.9	33.9	26	28.1	30.1	31.4	200
210		28.5	30.2	31.3	32.6		26.4	28.2	29.3	30.2	22.5	24.5	26.4	27.8	210
220		25.3	27	28.1	29.4		23.3	25	26	26.9	19.4	21.3	23.2	24.5	220
230			24	25.1	26.3		20.4	22	23	23.9	16.6	18.4	20.2	21.4	230
240				22.3	23.5			19.3	20.3	21.1		15.7	17.4	18.6	240
250				19.7	20.9			16.7	17.8	18.5		13.2	14.9	15.9	250
260				17.4	18.5			14.5	15.4	16.2		11	12.6	13.2	260
270					16.3				13.3	14			10.4	10.8	270
280					14.2					11.8				8.7	280
290										9.7				7.2	290
300										8.3				5.7	300

TAB 124244