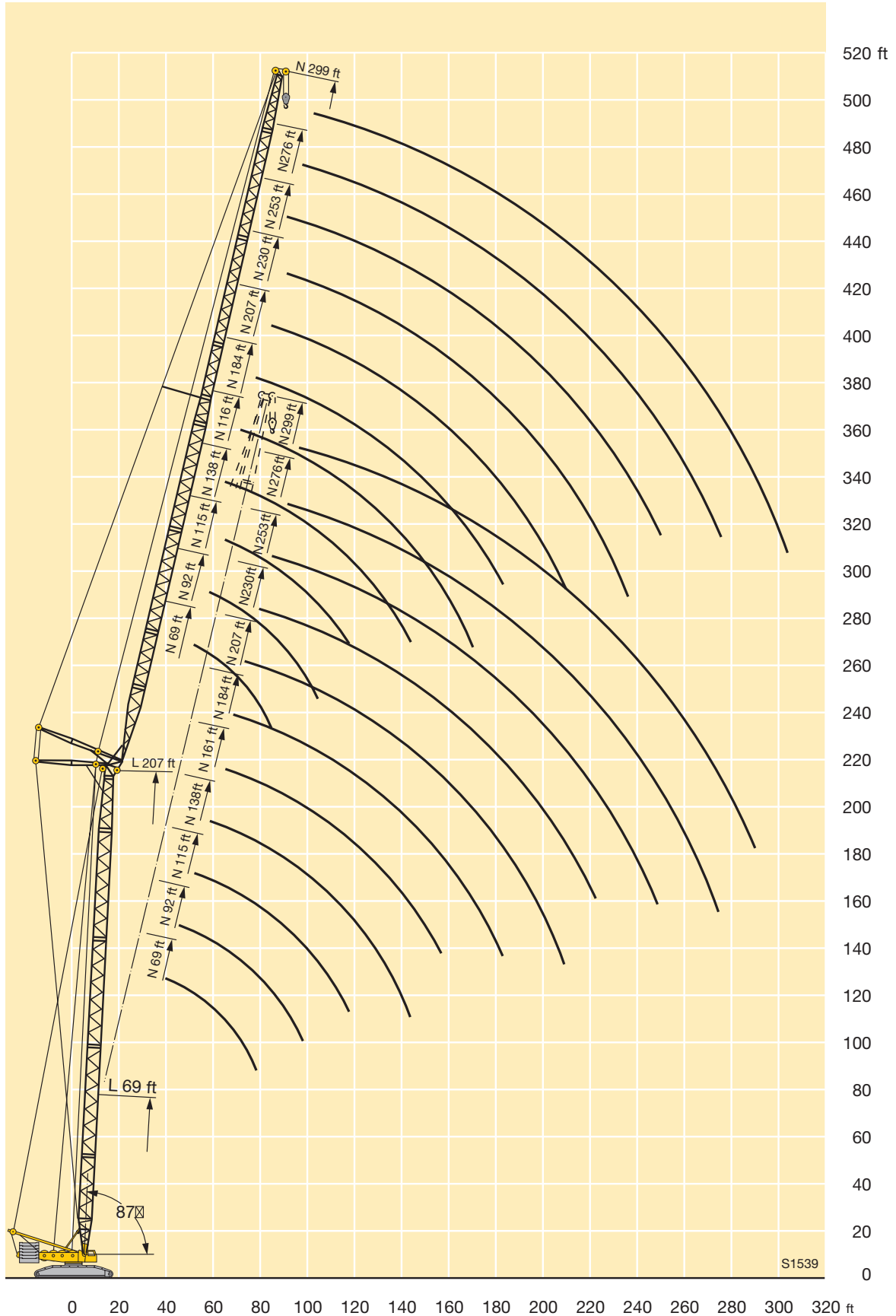


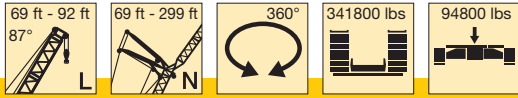


Lifting heights on LN boom/jib combination



STERLING CRANE

Lifting capacities on LN boom/jib combination

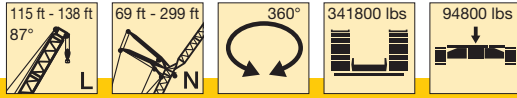


ft	69 ft											92 ft											ft	
	69 ft	92 ft	115 ft	138 ft	161 ft	184 ft	207 ft	230 ft	253 ft	276 ft	299 ft	69 ft	92 ft	115 ft	138 ft	161 ft	184 ft	207 ft	230 ft	253 ft	276 ft	299 ft		
40	284											276												40
45	267											260												45
50	250	232	213									244	222											50
55	232	218	204	182								229	210	195										55
60	214	205	195	175	156							213	199	187	162	145								60
65	193	195	186	168	151							196	190	179	157	141								65
70	176	179	175	160	146	123						179	181	171	152	137	115							70
75	159	164	163	153	141	120	102					163	170	164	147	133	112	93.5						75
80		151	150	146	136	117	100	83.5	68				157	155	142	129	109	91.5	79					80
85		139	138	138	131	114	97.5	81.5	67				145	146	137	125	107	89.5	77.5					85
90		131	129	128	126	111	95.5	80	65.5	54.2			135	136	132	121	104	87.5	76	63				90
95		121	120	120	119	108	93	78.5	64.5	53.3	40.3		126	126	125	117	101	85.5	74.5	61.5	51.3	39.2		95
100			112	112	111	105	91	76.5	63	52.4	39.5			118	118	113	98.5	83.5	72.5	60.5	50.4	38.5	100	
105			105	105	104	102	88.5	75	62	51.4	38.7			110	110	109	96	81.5	71	59.4	49.5	37.7	105	
110			100	99	98	97	86	73.5	60.5	50.5	37.9			105	104	103	93	79.5	69.5	58.3	48.7	36.9	110	
115			94.5	93.5	92.5	91.5	84	71.5	59.5	49.6	37.2			99	97.5	97	90.5	77.5	68	57.2	47.8	36.2	115	
120				88	87.5	86.5	81.5	70	58.2	48.6	36.4				92	92	88	75.5	66.5	56	46.9	35.4	120	
125				83.5	83	82	79.5	68	57	47.7	35.6				87	87	85	73.5	65	54.9	46	34.7	125	
130				80	78.5	77.5	76.5	66.5	55.8	46.8	34.8				83.5	82.5	81.5	71	63.5	53.7	45.2	33.9	130	
135				75	75	74	73	65	54.5	45.8	34				78.5	78.5	77.5	69	62	52.6	44.3	33.2	135	
140				69.5	71	70.5	69.5	63	53.3	44.9	33.2				72.5	74.5	74	67	60	51.4	43.4	32.4	140	
150					65	64	63	59.8	50.8	43	31.7					68	67	63	57.1	49.2	41.7	30.9	150	
160						58.4	57.4	56.1	48.4	41.2	30.1					61	59	53.9	46.9	40	29.4		160	
170						54.1	52.5	51.5	45.9	39.3	28.5					56.7	54.9	50.8	44.6	38.2	27.9		170	
180						49.1	48.1	47.3	43.5	37.5	27					51.1	50.5	47.7	42.3	36.5	26.4		180	
190							44.6	43.5	41	35.6	25.4						46.5	44.5	40	34.7	24.9		190	
200							41	40.2	38.6	33.7	23.8						42.5	41.4	37.7	33	23.3		200	
210								37.6	36.1	31.8	22.3							38.3	35.4	31.3	21.8		210	
220								34.8	33.4	30	20.7							35.1	33.2	29.5	20.3		220	
230									31	28.1	19.1								30.9	27.8	18.8		230	
240									28.8	26.2	17.6									28.6	26	17.3	240	
250										24.4	16										24.3	15.8	250	
260										22.5	14.4										22.6	14.3	260	
270										20.7	12.9										20.8	12.8	270	
280											11.3											11.2	280	

TAB 124110

STERLING CRANE

Lifting capacities on LN boom/jib combination



ft	115 ft											138 ft											ft	
	69 ft	92 ft	115 ft	138 ft	161 ft	184 ft	207 ft	230 ft	253 ft	276 ft	299 ft	69 ft	92 ft	115 ft	138 ft	161 ft	184 ft	207 ft	230 ft	253 ft	276 ft	299 ft		
40	272											243												40
45	257											232												45
50	242	217										222	195											50
55	228	207	188									211	187	169										55
60	213	197	182	158								200	180	163	143									60
65	198	188	175	153								189	173	158	138									65
70	181	180	168	148	133	110						178	165	152	134	121								70
75	165	170	162	144	130	108	89.5					166	158	147	130	117	100	84						75
80		159	154	139	126	105	87.5	74.5					151	141	126	114	97.5	82	70					80
85		147	146	134	122	103	85.5	73					143	135	122	111	95.5	80.5	69					85
90		136	137	130	119	100	83.5	72	60.5				136	130	118	108	93	78.5	67.5	56.4				90
95		126	128	125	115	97.5	82	70.5	59.6	50.2			128	124	114	104	90.5	77	66	55.4	48			95
100			120	119	111	95	80	69	58.6	49.3	37.3			118	109	101	88	75	64.5	54.4	47.1	36.2		100
105			113	113	107	92.5	78	67.5	57.5	48.5	36.5			113	105	98	86	73.5	63.5	53.4	46.3	35.4		105
110			107	107	104	90	76	66	56.4	47.7	35.8			107	101	94.5	83.5	71.5	62	52.3	45.5	34.7		110
115			99	101	99.5	87.5	74.5	64.5	55.3	46.8	35.1			100	97	91.5	81	70	60.5	51.3	44.6	34		115
120			89.5	95.5	94.5	85	72.5	63.5	54.3	46	34.4			92.5	93	88	78.5	68	59.2	50.3	43.8	33.3		120
125				91	89.5	82.5	70.5	62	53.2	45.1	33.6			89	85	76.5	66.5	57.8	49.3	42.9	32.5			125
130				85.5	85.5	80	68.5	60.5	52.1	44.3	32.9				84.5	81.5	74	64.5	56.5	48.3	42.1	31.8		130
135				79	81.5	77.5	67	59.1	51	43.5	32.2				79	78.5	71.5	63	55.1	47.3	41.3	31.1		135
140				72.5	77.5	75	65	57.7	50	42.6	31.5					73.5	75.5	69	61	53.7	46.3	40.4	30.4	140
150				69	69.5	61	54.8	47.8	40.9	30						69	64.5	57.5	51	44.3	38.7	28.9		150
160					64	57.4	52	45.7	39.3	28.6							59.8	54	48.2	42.3	37.1	27.5		160
170					57.7	53.6	49.2	43.5	37.6	27.1							55	50.5	45.5	40.3	35.4	26		170
180					50.6	49.9	46.4	41.4	35.9	25.7							50.3	46.9	42.7	38.2	33.7	24.6		180
190						46.1	43.5	39.2	34.2	24.2								43.4	40	36.2	32	23.1		190
200						41.9	40.7	37.1	32.5	22.8								39.9	37.2	34.2	30.3	21.7		200
210							37.9	34.9	30.9	21.3									34.5	32.2	28.7	20.2		210
220							35.1	32.8	29.2	19.9									31.7	30.2	27	18.8		220
230								30.6	27.5	18.4										28.2	25.3	17.3		230
240								28.5	25.8	17										26.1	23.6	15.9		240
250									24.1	15.5											21.9	14.4		250
260									22.5	14.1											20.3	13		260
270									20.8	12.6											18.6	11.5		270
280										11.2												10.1		280

TAB 124110

STERLING CRANE

Lifting capacities on LN boom/jib combination

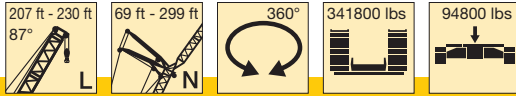


ft	161 ft											184 ft											ft					
	69 ft	92 ft	115 ft	138 ft	161 ft	184 ft	207 ft	230 ft	253 ft	276 ft	299 ft	69 ft	92 ft	115 ft	138 ft	161 ft	184 ft	207 ft	230 ft	253 ft	276 ft	299 ft						
50	212											179												50				
55	202	177	156									172	152											55				
60	191	170	151	132								164	146	132	114									60				
65	181	163	146	128								157	141	128	111									65				
70	170	157	141	124	112							150	136	124	108	97								70				
75	160	150	136	121	109	95.5						142	131	120	105	94.5	82.5							75				
80		143	131	117	106	93.5	79						125	116	102	92.5	81	68						80				
85		136	126	113	103	91	77.5						120	112	99	90	79	66.5						85				
90		129	121	110	101	89	75.5	65	52.1				115	108	96	87.5	77	65	56.3					90				
95		122	116	106	97.5	86.5	74	63.5	51.2	45.8			110	104	93.5	85	75	63.5	55.2	46.9				95				
100		114	111	103	95	84.5	72	62.5	50.3	45	34		104	100	90.5	82.5	73.5	62.5	54.1	46.1	39.5			100				
105			106	99	92	82	70.5	61	49.5	44.2	33.3			96	87.5	80	71.5	61	53	45.3	38.8	30.9		105				
110			101	95.5	89	80	69	59.8	48.6	43.5	32.6			92	84.5	78	69.5	59.4	51.9	44.5	38.1	30.2		110				
115			95.5	92	86	77.5	67	58.5	47.7	42.7	32			88	81.5	75.5	67.5	58	50.8	43.7	37.4	29.6		115				
120			90.5	88	83.5	75.5	65.5	57.3	46.9	41.9	31.3			84	78.5	73	66	56.6	49.7	42.9	36.7	29		120				
125				84.5	80.5	73	64	56	46	41.1	30.6				75.5	70.5	64	55.1	48.6	42.1	36	28.4		125				
130				81	77.5	70.5	62	54.7	45.1	40.3	30				72.5	68	62	53.7	47.5	41.3	35.4	27.7		130				
135				77	74.5	68.5	60.5	53.4	44.2	39.6	29.3				69.5	65.5	60	52.3	46.4	40.5	34.7	27.1		135				
140				73.5	72	66	58.8	52.1	43.4	38.8	28.6				66.5	63.5	58.3	50.9	45.3	39.7	34	26.5		140				
150					66	61.5	55.4	49.6	41.6	37.2	27.3					58.5	54.6	48	43.2	38.1	32.6	25.2		150				
160					59.9	57.1	52.1	47	39.9	35.7	26					53.6	50.8	45.1	41	36.4	31.3	23.9		160				
170					52.5	52.5	48.7	44.5	38.1	34.1	24.6					48.8	47.1	42.3	38.8	34.8	29.9	22.7		170				
180						48	45.3	41.9	36.4	32.6	23.3						43.3	39.4	36.6	33.2	28.5	21.4		180				
190							42	39.3	34.6	31	22							36.6	34.4	31.6	27.1	20.2		190				
200								38.6	36.8	32.9	29.4	20.6							33.7	32.2	30	25.8	18.9		200			
210									34.2	31.1	27.9	19.3								30	28.4	24.4	17.6		210			
220										31.7	29.4	26.3	18								27.8	26.8	23	16.4		220		
230											29.1	27.6	24.8	16.6								25.6	25.2	21.7	15.1		230	
240												25.9	23.2	15.3									23.6	20.3	13.9		240	
250													21.6	14										18.9	12.6		250	
260														20.1	12.7										17.6	11.3		260
270															18.5	11.3									16.2	10.1		270
280																										8.8		280

TAB 124110

STERLING CRANE

Lifting capacities on LN boom/jib combination



ft	207 ft											230 ft							ft	
	69 ft	92 ft	115 ft	138 ft	161 ft	184 ft	207 ft	230 ft	253 ft	276 ft	299 ft	92 ft	115 ft	138 ft	161 ft	184 ft	207 ft	230 ft		253 ft
50	159											115								50
55	153	135										112	97.5							55
60	147	130	116									108	95							60
65	142	126	113									105	92.5	82						65
70	136	122	110	97								102	90	80	69.5					70
75	131	118	107	94.5	82.5							98.5	87.5	77.5	68.5	59.2				75
80	125	114	104	92	81	71.5	61.5					95	85	75.5	67	58.1				80
85	119	109	101	89.5	79	69.5	60					91.5	82.5	73.5	65.5	56.9	50.9			85
90		105	98	87	77	68	58.9	49.8				88.5	80	71.5	64	55.8	49.8	43.6	37	90
95		101	95	84.5	75	66.5	57.6	48.9	43.6			85	77.5	69.5	62.5	54.6	48.8	42.7	36.3	95
100		97	92	82	73	65	56.4	47.9	42.8	37.3		75	67	61	53.5	47.8	41.9	35.7	100	
105			89	79.5	71.5	63.5	55.1	47	42.1	36.6	28.7	72.5	65	59.5	52.3	46.8	41.1	34.9	105	
110			86	77	69.5	62	53.9	46	41.3	36	28.1	70	63	58.1	51.2	45.8	40.2	34.2	110	
115			83	74.5	67.5	60	52.6	45.1	40.5	35.3	27.5	67.5	61	56.6	50	44.8	39.4	33.5	115	
120			80	72	65.5	58.7	51.3	44.1	39.8	34.7	26.9		58.8	55.2	48.8	43.7	38.5	32.9	120	
125				69.5	63.5	57.1	50.1	43.2	39	34	26.3		56.7	53.7	47.7	42.7	37.7	32.1	125	
130				67	62	55.5	48.8	42.2	38.2	33.4	25.7		54.6	52.3	46.5	41.7	36.9	31.4	130	
135				64	59.9	53.9	47.6	41.3	37.5	32.7	25.1		52.5	50.8	45.4	40.7	36	30.7	135	
140				61.5	57.9	52.4	46.3	40.3	36.7	32.1	24.5		47.9	43.1	38.7	34.3	29.3	140		
150					54.1	49.2	43.8	38.4	35.1	30.7	23.4			45	40.8	36.6	32.7	27.9	150	
160					50.3	46.1	41.3	36.5	33.6	29.4	22.2			42.1	38.5	34.6	31	26.5	160	
170					46.5	42.9	38.7	34.6	32.1	28.1	21				36.1	32.6	29.3	25.2	170	
180						39.8	36.2	32.7	30.5	26.8	19.8					30.5	27.6	23.7	180	
190							33.7	30.8	29	25.5	18.7					28.5	25.9	22.3	190	
200							31.2	28.9	27.5	24.2	17.5						24.3	20.9	200	
210								27	25.9	22.9	16.3								210	
220								25.1	24.4	21.6	15.1								220	
230								23.2	22.8	20.3	14								230	
240									21.3	19	12.8									240
250										17.7	11.6									250
260										16.4	10.4									260
270										15.1	9.3									270
280											8.1									280
290											6.9									290
300											5.7									300

TAB 124110