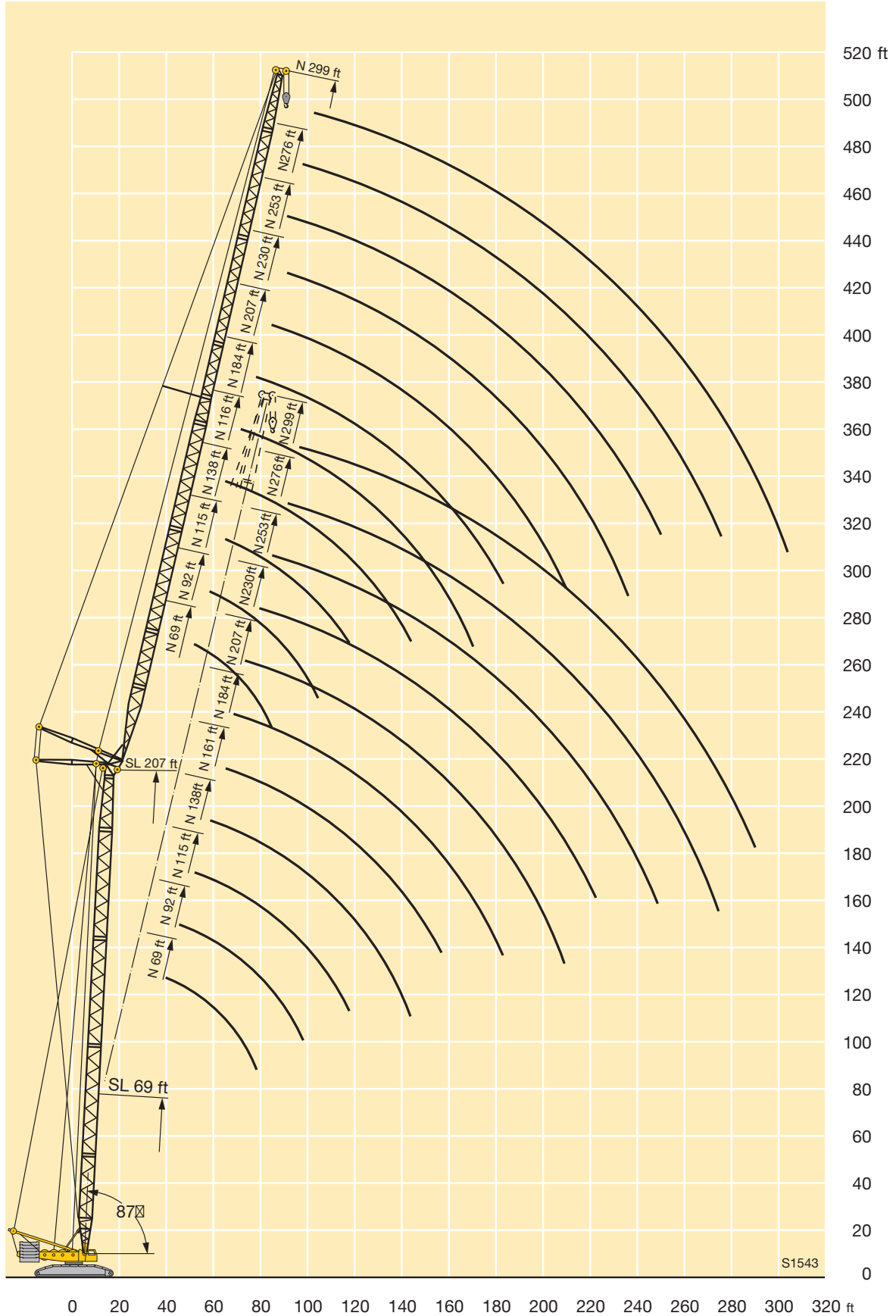


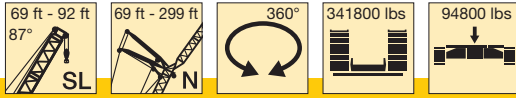


Lifting heights on SLN boom/jib combination



STERLING CRANE

Lifting capacities on SLN boom/jib combination

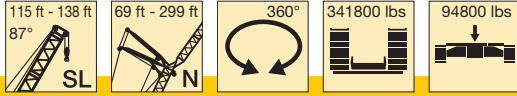


ft	69 ft											92 ft											ft	
	69 ft	92 ft	115 ft	138 ft	161 ft	184 ft	207 ft	230 ft	253 ft	276 ft	299 ft	69 ft	92 ft	115 ft	138 ft	161 ft	184 ft	207 ft	230 ft	253 ft	276 ft	299 ft		
40	285											287												40
45	277	257	233									287	265											45
50	260	244	223									272	254											50
55	244	229	212	188								252	239	217										55
60	227	216	201	182	153							230	221	208	180	147								60
65	207	205	191	175	151	126						210	204	196	178	145	122							65
70	188	190	183	168	148	125						191	189	183	173	142	121							70
75	168	174	172	162	145	124	101					175	175	171	165	140	119	98						75
80		160	160	155	141	123	100	83.5	69				161	159	154	138	118	96.5	80.5					80
85		149	147	147	137	121	99	83	68	58.1			149	148	145	136	117	95.5	80	66.5				85
90		138	136	137	132	120	97.5	82	67.5	57.7			139	138	137	132	116	94.5	79	65.5				90
95		126	126	127	126	117	96.5	81	66.5	57.1	45		130	129	128	126	115	93.5	78	65	55.2	43.8		95
100			119	118	118	114	95.5	80.5	65.5	56.5	44.3			121	120	119	113	92.5	77.5	64	54.7	43.2	100	
105			112	109	111	109	94.5	79.5	65	55.9	43.6			114	113	112	110	91.5	76.5	63.5	54.1	42.5	105	
110			105	103	104	103	93.5	79	64	55.4	42.9			107	106	106	104	90.5	76	62.5	53.7	41.9	110	
115			98	97.5	97	97.5	92	78	63.5	54.9	42.3			102	101	100	99	89.5	75.5	62	53.2	41.3	115	
120				92.5	91	92	89.5	77.5	63	54.4	41.7				95.5	94.5	93.5	88.5	74.5	61.5	52.7	40.7	120	
125				87.5	86	86.5	85.5	77	62	53.9	41.2				90.5	90	89	87	74	60.5	52.3	40.2	125	
130				83	82	81.5	81	76	61.5	53.5	40.6				86.5	85.5	84.5	83.5	73	60	51.9	39.7	130	
135				76.5	78.5	77.5	77	73.5	60	53	40.1				80.5	81.5	81	80	72	59	51.4	39.2	135	
140				70	74.5	73.5	73	71	58.7	52.5	39.6				74.5	78	77	76	71	57.7	50.9	38.7	140	
150					67.5	67	65.5	64.5	56.1	51.3	38.5					71	70.5	69	67.5	55.3	50	37.7	150	
160						61	59.6	58.3	53.5	49.9	37.2						64.5	63	63	52.8	48.8	36.5	160	
170						55.9	54.9	52.7	50.8	48	35.3						58.8	58	56.6	50.4	47.1	34.8	170	
180						49.6	50.5	48.7	46.9	45.6	33.4						52.5	53.4	52.3	48	45.3	33	180	
190							46.4	45.1	43.4	42	31.6							49	48.4	45.5	43.3	31.3	190	
200							41.6	41.6	40.2	38.2	29.9							44.1	44.7	42.6	40.8	29.6	200	
210								38.2	37.2	35.3	28.3								41.1	39.5	37.6	28.0	210	
220								35	34.3	32.7	26.2								37.7	36.5	34.9	26.1	220	
230									31.6	30.2	24.2									33.6	32.3	24.2	230	
240									28.6	27.8	22.3									30.5	29.8	22.2	240	
250										25.5	20.4										27.3	20.4	250	
260										23.4	18.6										25.1	18.6	260	
270										20.1	16.9										21.6	16.9	270	
280											15.6											15.6	280	

TAB 124154

STERLING CRANE

Lifting capacities on SLN boom/jib combination

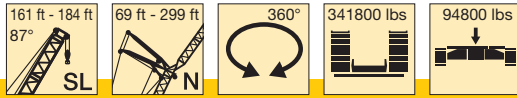


ft	115 ft											138 ft											ft	
	69 ft	92 ft	115 ft	138 ft	161 ft	184 ft	207 ft	230 ft	253 ft	276 ft	299 ft	69 ft	92 ft	115 ft	138 ft	161 ft	184 ft	207 ft	230 ft	253 ft	276 ft	299 ft		
40	286											272												40
45	285	259										267	233											45
50	264	247										249	227											50
55	240	231	209									230	217	193										55
60	221	212	203	172								211	203	187	160									60
65	204	196	188	170	138	115						196	188	180	158	129								65
70	189	183	176	167	136	115						183	176	169	155	128								70
75	175	171	164	159	134	114	94					171	165	159	150	126	107	88						75
80		160	154	150	132	113	93	77.5					155	149	144	125	106	87.5	73.5					80
85		148	145	141	130	112	92	77	63.5				146	140	136	123	105	86.5	73	60				85
90		138	137	133	127	111	91	76	63				137	133	129	121	104	85.5	72	59.7				90
95		129	128	126	122	110	90	75.5	62	53			129	126	122	117	103	84.5	71.5	59.1	50.2			95
100			120	120	116	109	89	74.5	61.5	52.5	41.9			120	116	112	102	84	70.5	58.4	49.8	39.9	100	
105			113	113	111	106	88	74	61	52	41.3			113	110	107	101	83	70	57.7	49.3	39.4	105	
110			107	106	105	101	87.5	73.5	60	51.5	40.7			107	105	102	98	82.5	69.5	57.1	48.9	38.9	110	
115			101	101	100	97	86.5	73	59.6	51.1	40.1			101	100	97.5	94.5	81.5	69	56.6	48.5	38.4	115	
120			94	95.5	94.5	92.5	85	72.5	59.1	50.6	39.6			95.5	95	93.5	90	80.5	68	56	48.1	37.9	120	
125				90.5	90	88.5	84	71.5	58.6	50.2	39				90	89.5	86.5	79.5	67.5	55.5	47.7	37.4	125	
130				86.5	85.5	84	82	71	58	49.8	38.5				86	85	83	79	67	54.9	47.4	36.9	130	
135				80.5	81.5	80.5	79	70	57.3	49.4	38				81.5	81.5	79.5	76.5	66.5	54.3	47	36.5	135	
140				74.5	78	77	75.5	69	56.4	49	37.6				77	77.5	76	73.5	66	53.7	46.7	36.1	140	
150					71.5	70	69	66	54.4	48	36.6					71	70	68	63.5	52.1	45.8	35.2	150	
160						64.5	63.5	62	52.1	46.8	35.6						64	62	60.5	50.1	44.8	34.3	160	
170						59.5	58.5	57.2	49.7	45.1	34.2						59.3	57.4	55.6	48.2	43.5	33.2	170	
180						52.7	54.2	52.9	47.5	43.4	32.5						54.7	53.2	51.4	46.2	42	31.6	180	
190							50.2	49.1	45.1	41.8	30.8							49.5	47.7	44	40.5	30	190	
200							45	45.7	42.6	40	29.2							45.1	44.3	41.8	39	28.5	200	
210								42.7	40.1	38	27.6								41.4	39.5	37.2	27	210	
220								38	37.8	35.9	25.9								38.8	37.1	35	25.4	220	
230									35.1	33.8	24									34.8	32.7	23.6	230	
240									31.3	31.7	22.1									31.8	30.5	21.8	240	
250										29.6	20.3										28.5	20.1	250	
260										26.4	18.6										26.7	18.4	260	
270										22.2	16.9										23	16.8	270	
280											15.6											15.5	280	

TAB 124154

STERLING CRANE

Lifting capacities on SLN boom/jib combination

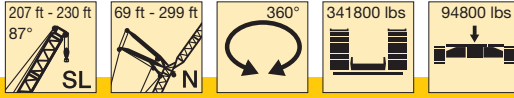


ft	161 ft											184 ft											ft	
	69 ft	92 ft	115 ft	138 ft	161 ft	184 ft	207 ft	230 ft	253 ft	276 ft	299 ft	69 ft	92 ft	115 ft	138 ft	161 ft	184 ft	207 ft	230 ft	253 ft	276 ft	299 ft		
45	240											218											45	
50	232											215											50	
55	219	200	176									207	185										55	
60	203	191	171	147								195	180	160	137								60	
65	188	181	165	145	120							181	173	155	135	112							65	
70	176	169	160	141	119							169	163	150	132	111							70	
75	165	159	153	138	117	99.5						159	153	145	129	110	93.5						75	
80		149	144	135	116	98.5	82						144	139	126	108	92.5	77.5					80	
85		141	136	131	114	97.5	81	68	56.5				136	131	123	107	91.5	76.5	64.5				85	
90		134	129	125	113	97	80	67.5	56.1				129	124	120	105	91	76	64				90	
95		127	122	118	111	96	79.5	66.5	55.6	47.2			123	118	114	104	90	75	63	52.9			95	
100		121	116	112	108	95	78.5	66	55	46.8	37.9		117	112	109	102	89.5	74.5	62.5	52.4	44.5		100	
105			111	107	104	94.5	78	65.5	54.4	46.4	37.4			107	104	99.5	88.5	73.5	62	51.9	44.1	35.7	105	
110			106	102	99	93.5	77	65	53.9	46	36.9			103	99.5	95.5	87	73	61.5	51.4	43.7	35.2	110	
115			101	98	95	90.5	76.5	64.5	53.4	45.7	36.4			98.5	95	91.5	85.5	72.5	61	50.9	43.3	34.8	115	
120			95.5	94	91	87	75.5	64	52.9	45.3	36			94.5	91	87.5	83.5	71.5	60.5	50.4	43	34.3	120	
125				90	87	83.5	74.5	63.5	52.5	45	35.5				87.5	84	81	71	60	50	42.7	33.9	125	
130				86	83.5	80	74	63	52	44.6	35.1				84	80.5	78	70	59.7	49.5	42.3	33.5	130	
135				82	80.5	77	72.5	62.5	51.5	44.3	34.7				81	77.5	75	69	59.1	49	42	33.1	135	
140				78.5	77	74	70.5	62	51	44	34.3				77.5	74.5	72	68	58.6	48.5	41.8	32.7	140	
150					70.5	68	66	61	49.8	43.3	33.5					68.5	66.5	63.5	57.5	47.3	41.1	32	150	
160					64	62.5	60.5	58.8	48.3	42.4	32.7					63	61	58.5	55.9	45.8	40.3	31.3	160	
170					56.3	57.7	55.7	54.4	46.6	41.5	31.8					58.5	56.4	53.8	52.5	44.2	39.6	30.4	170	
180					53.6	51.6	50.4	44.8	40.2	30.4						52.4	49.9	48.6	42.7	38.6	29.4		180	
190						48	46.7	42.9	39	28.9							46.3	45.1	41	37.5	28.1		190	
200						44.6	43.4	40.8	37.7	27.5								43.1	41.9	39.1	36.3	26.8	200	
210							40.5	38.4	36.2	26.2									39	36.9	35.1	25.5	210	
220							37.9	35.8	34.1	24.8										36.5	34.4	32.8	24.2	220
230							33.7	33.5	32	23.1										33.7	32.1	30.5	22.7	230
240								31.3	29.8	21.4										30	28.2	21	240	
250									27.8	19.7											25.9	19.5	250	
260									25.9	18.2											23.8	18	260	
270									23.2	16.7											22.3	16.5	270	
280									15.4													15.2	280	

TAB 124154

STERLING CRANE

Lifting capacities on SLN boom/jib combination



ft	207 ft											230 ft							ft			
	69 ft	92 ft	115 ft	138 ft	161 ft	184 ft	207 ft	230 ft	253 ft	276 ft	299 ft	92 ft	115 ft	138 ft	161 ft	184 ft	207 ft	230 ft		253 ft		
45	191																				45	
50	189																					50
55	186	164										148										55
60	181	160	140									143	125									60
65	172	154	135	118								139	122	107								65
70	162	149	131	115								134	118	105								70
75	152	143	128	113	98							129	115	102	88.5							75
80	144	138	124	110	96	84	71					124	111	99	86.5	76.5						80
85	136	130	120	107	94	82.5	70.5	59.4				120	108	97	85	75	65.5					85
90		124	116	104	92.5	81	69.5	58.9				116	104	94	83	73.5	64					90
95		118	112	101	90.5	79.5	69	58.3	48.9			112	101	91.5	81.5	72	63	54.6	45.4			95
100		112	108	98.5	88.5	78.5	68.5	57.7	48.4	41		108	98	89	79.5	71	62	53.9	45.1			100
105			103	96	86	77	67.5	57.1	47.9	40.7	33.3		95	86.5	77.5	69.5	61	53.1	44.6			105
110			98.5	93	84	75.5	66.5	56.5	47.4	40.3	32.9		92.5	84	75.5	68	59.9	52.3	44.2			110
115			94.5	90.5	82	73.5	66	56	46.9	40	32.4		90	82	73.5	66.5	58.9	51.6	43.8			115
120			91	88	80	72	64.5	55.5	46.5	39.6	32		87.5	79.5	71.5	65	57.9	50.9	43.4			120
125				84.5	78	70.5	63.5	55	46.1	39.3	31.6			77.5	70	63.5	56.7	50.2	43			125
130				81	76.5	69	62	54.2	45.7	39	31.2			75.5	68	62	55.4	49.4	42.5			130
135				78	74	67.5	61	53.3	45.2	38.7	30.8			73.5	66.5	60.5	54.2	48.5	41.9			135
140				75	72	66	59.7	52.4	44.8	38.4	30.5			71.5	65	59.3	53.1	47.5	41.3			140
150					67	63	57.4	50.7	43.8	37.8	29.8				62	56.7	50.9	45.7	39.9			150
160					61.5	59	55	49.1	42.8	37	29.1				58.7	54.2	48.8	44	38.3			160
170					57.1	54.4	51.9	47.6	41.6	36.1	28.3				55	51.7	46.8	42.4	36.9			170
180						50.6	48.5	44.9	40.2	35	27.6					48.9	44.1	40.7	35.6			180
190							45.2	42.2	38.5	33.9	26.6						41.6	38.5	34.1			190
200							42	39.6	36.4	32.6	25.3						39.2	36.1	32.3			200
210								37	33.9	30.6	24.1							33.8	30.1			210
220								34.6	31.6	28.4	23							31.6	28			220
230								32.6	29.4	26.4	21.7							30.1	26			230
240									27.3	24.4	20.2								24.2			240
250										22.4	18.8											250
260										20.6	17.4											260
270										19.3	16.1											270
280											14.9											280
290											13.7											290
300											13											300

TAB 124154