



## TRANSPORTATION SPECS - All Terrain Cranes

### TADANO MODEL ATF130G-5 - 160 TON CAPACITY

#### COMPONENT WEIGHTS

Main Unit c/w Fly Jib & 6.3 t cwt.

132,278

60,000

Main Unit (No Counterweight)

114,354

51,870

#### COUNTERWEIGHTS

1 Cwt. 2.4 t (11")

5,291.1

2,400

2 Cwt. 3.4 t (x 11")

7,495.7

3,400

3 Cwt. 8.9 t (11")

19,621.1

8,900

4 Cwt. 10.0 t (11")

22,046.2

10,000

5 Cwt. 5.3 t (4'5")

11,684.5

5,300

6 Cwt. 5.3 t (4")

11,684.5

5,300

7 Cwt. 3.1 t (3')

6,834.3

3,100

8 Cwt. 1.2 t ('10")

2,645.6

1,200

9 Cwt. 1.2 t (10")

2,645.6

1,200

10 Cwt. 1.5 t ('10")

3,306.9

1,500

TOTAL COUNTERWEIGHT

93,255.5

42,300

#### ADDITIONAL INFORMATION

Hook Block 80 mt (5 Sheave)

1,764

800

Hook Block 25 mt (Single Sheave)

862

300

Ball 10 mt

662

300

Fly Jib (33'6" / 59'1")

4,035

1,830

Auxiliary Winch c/w Rope

3,241

1,471

4 - 5' x 7' Steel Mats

1,500

681

Tire Size 525/80R25

#### All Provinces / All Seasons

Cwt - 6,835 lb.

Tandem

Cwt - 33,952 lb.

Tandem

Cwt - 55,998 lb.

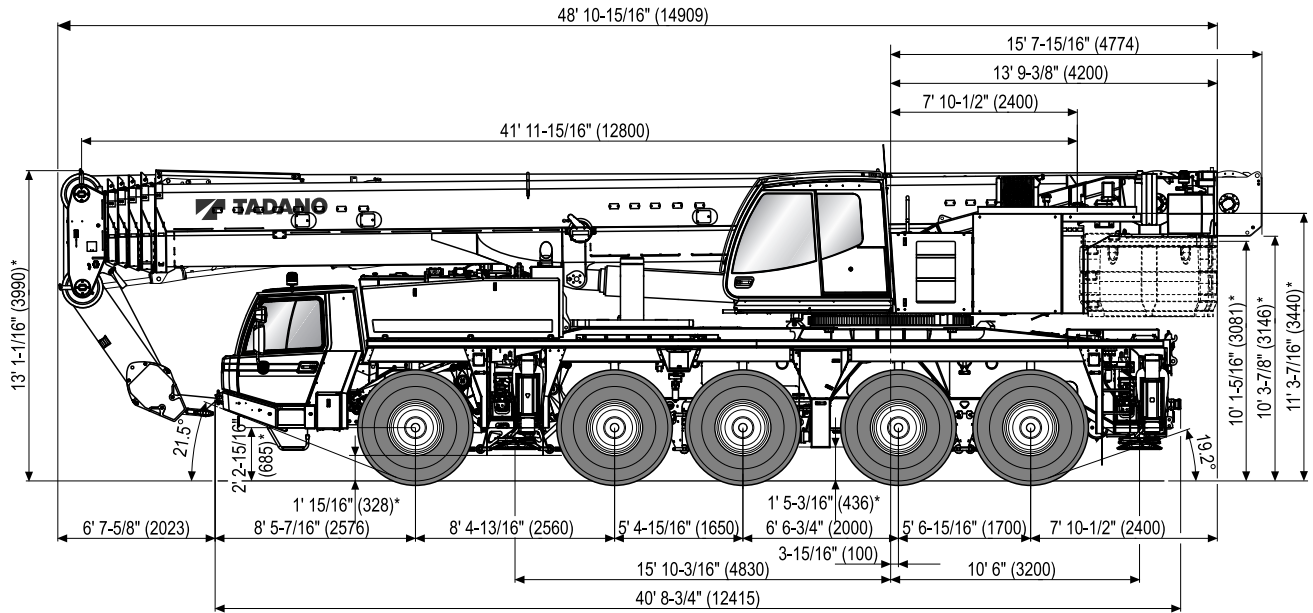
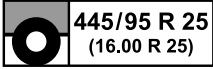
Tridem

Cwt - 77,367 lb.

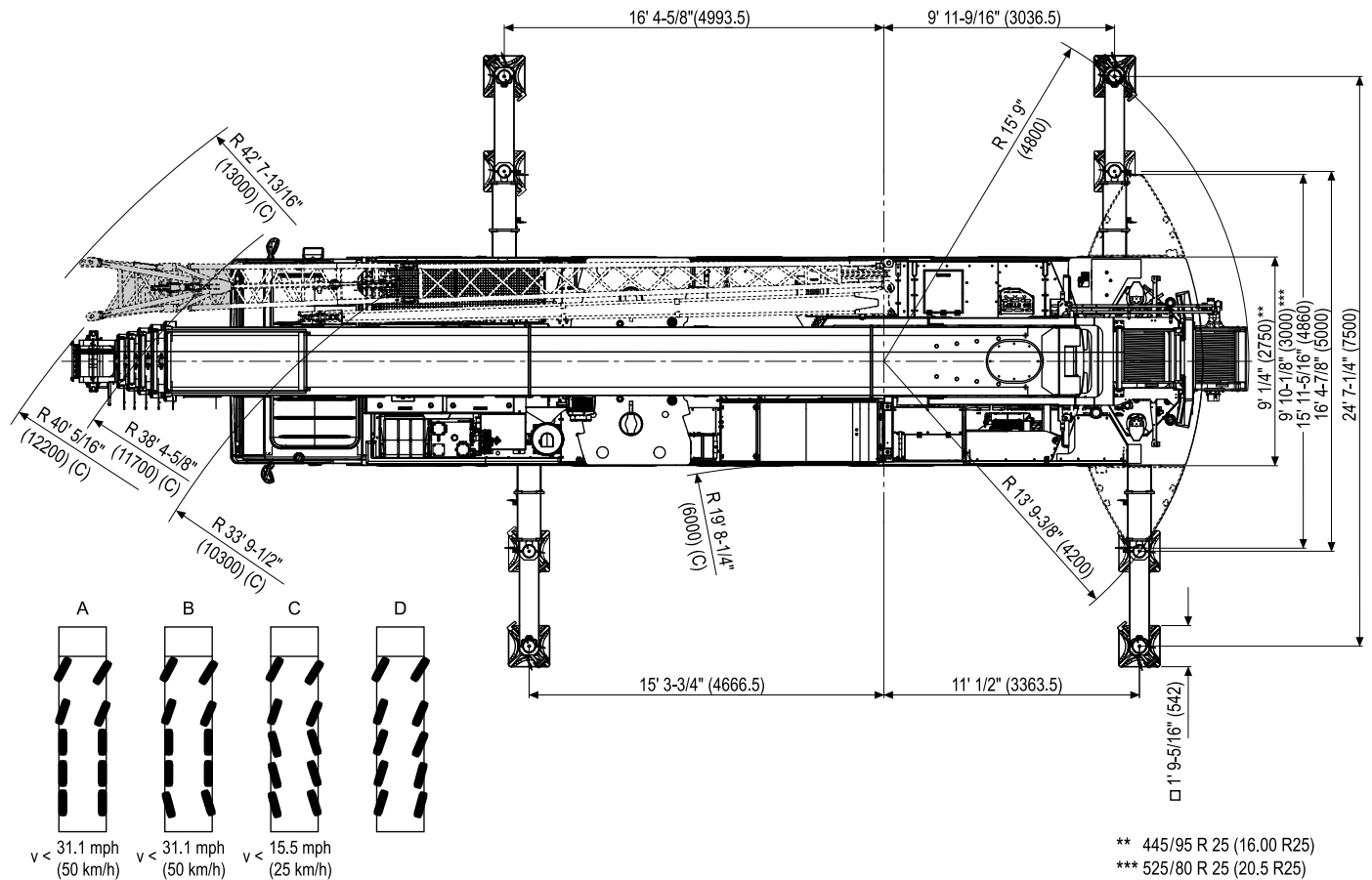
Super B

# STERLING CRANE

Dimensions (ft, mm) / Dimensiones (ft, mm)



\* -4-5/16" (110) / +6-5/16" (160)



\*\* 445/95 R 25 (16.00 R25)

\*\*\* 525/80 R 25 (20.5 R25)

# STERLING CRANE

## Weights / Working speeds / Pesos / Velocidades de trabajo

	Axle Eje	1	2	3	4	5	Total weight Peso total
	(t)	12	12	12	12	12	60*

\* Incl. 6 t counterweight, 3,8 m/10,2 m/18,0 m boom extension, 63 t hook block, 10 t swivel hook, drive 10 x 8, tyres 445/95 R 25 (16.00 R 25).

\* Incl. contrapeso de 6 t, 3,8 m/10,2 m/18,0 m plumin, 63 t gancho, 10 t gancho de bola, tracción 10 x 8, neumáticos 445/95 R 25 (16.00 R 25).

	Lifting capacity Capacidad de elevación	Sheaves Poleas	Parts of line Ramales de cable	Weight Peso
	125 t*	7	15	2,645.5 lbs
	80 t*	5	11	1,763.7 lbs
	63 t*	3	7	1,322.8 lbs
	63 t	3	7	1,322.8 lbs
	25 t	1	3	826.7 lbs
10 t	-	1	661.4 lbs	

\* Rams horn  
\* Gancho doble



		1	2	3	4	5	6	7	8	9	10	11	12	R1	R2	
445/95 (16.00) km/h		1.9	1.9	2.5	3.7	4.3	5.6	7.5	9.3	12.4	15.5	19.9	25.5	1.9	2.5	69%*
		3.7	5.0	6.2	8.1	9.9	13.0	16.8	21.7	28.0	36.0	46.0	52.8	3.7	5.0	52%

\* Off road range / \* Con transmisión todo terreno

	Infinitely variable Infinitamente variable	Rope Cable	Max. single line pull Trio máximo por ramal
	0 - 426.5 ft/min 0 - 130 m/min	single line ramal simple	85 kN
	0 - 249.3 ft/min 0 - 76 m/min	single line ramal simple	85 kN
	0 - 1.6 min <sup>-1</sup>		
	-1.0° – +82.7°	approx. 42 s aproximadamente 42 s	
	41' 11-15/16" – 196' 10-3/16" 12,8 m – 60,0 m	approx. 380 s aproximadamente 380 s	