



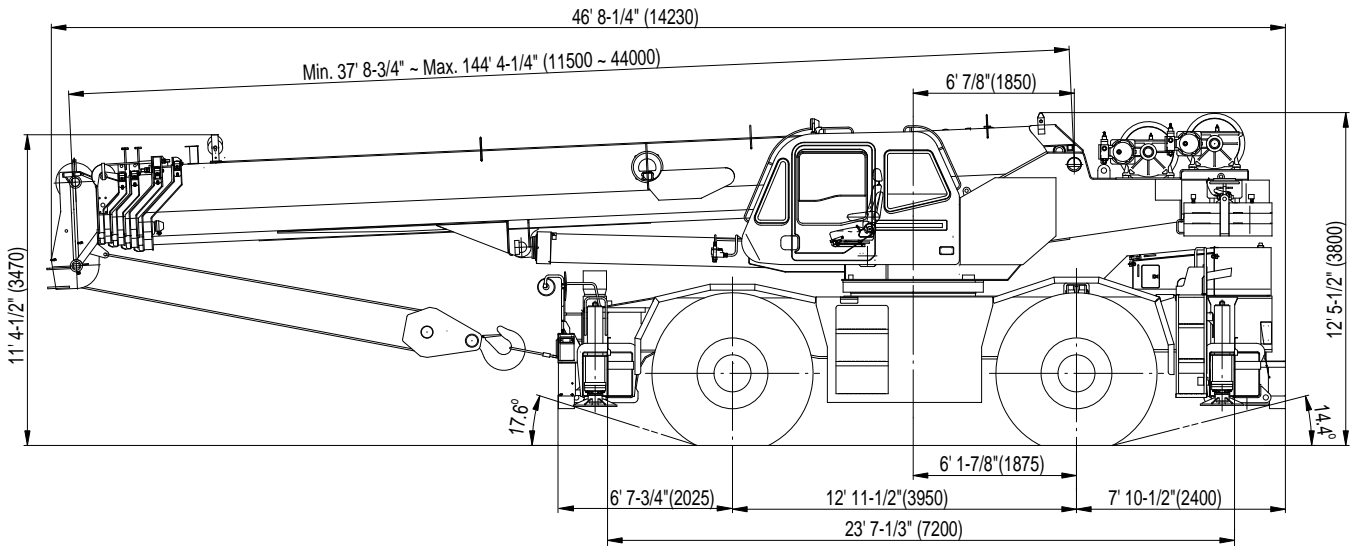
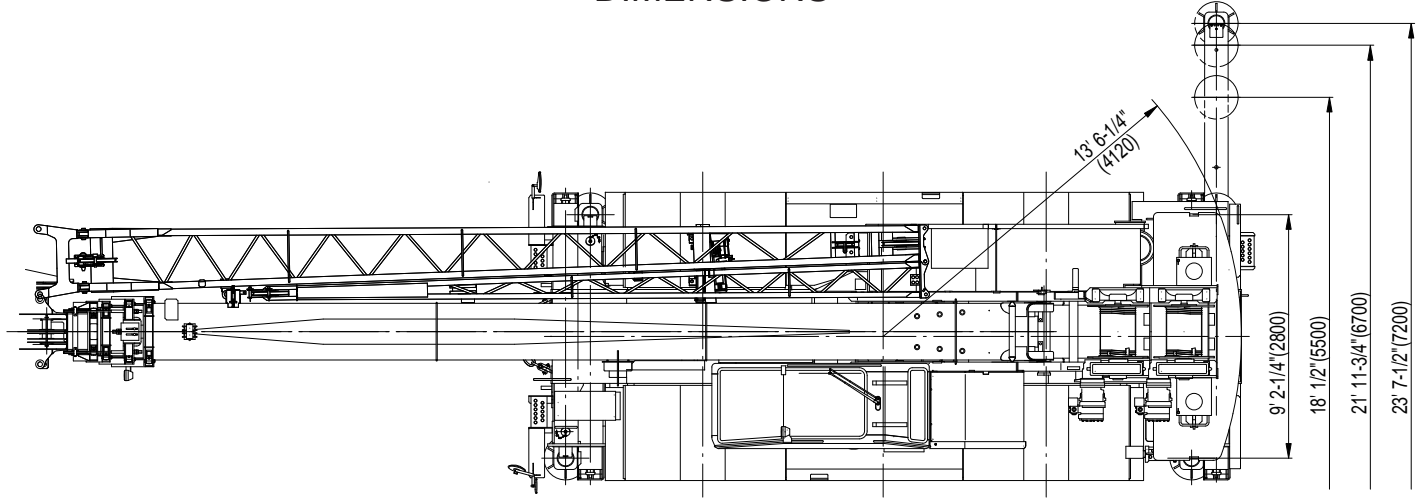
TRANSPORTATION SPECS - Rough Terrain Cranes

TADANO MODEL GR800XL-1 - 80 TON CAPACITY

<u>COMPONENT WEIGHTS</u>		<u>LBS.</u>	<u>KGS.</u>
Complete Crane (Includes Block, Ball, Jib & Pads)		108,660	49 390
Main Unit (No cwt, jib, block and ball)		88,400	40 180
 <u>ADDITIONAL INFORMATION</u>			
80 ton – 7 Sheave Block		1,817	975
50 ton – 4 Sheave Block		950	432
Ball 6.2 ton		289	132
Swingaway Jib (32.5')		1,832	833
Folding Jib Extension (25.6')		677	308
Rooster Sheave		110	50
Removable Counterweight		17,355	7 889
Tire Size	29.5-25 22 PR		
Main Load Line	3/4" x 797'		
Auxiliary Line	3/4" x 436'		
<u>TRANSPORTATION</u>			
Alberta	Spring 40 WHL Summer 36 WHL Fall 24 WHL Winter 24 WHL		

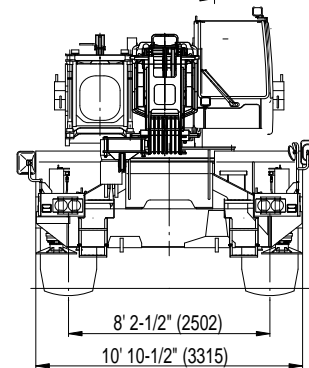
STERLING CRANE

DIMENSIONS



GENERAL DIMENSIONS (29.5 X 25 Tires)

	Feet	Meters
Turning radius		
4 wheel steer	21' 11-3/4"	6.7
2 wheel steer	39' 1/2"	11.9



Specifications are subject to change without notice