






STERLING CRANE



TRANSPORTATION SPECS - CRAWLER

UNIC SPYDERCRANE MODEL URW295 - 3 TON CAPACITY

	URW295CP3URS & URW295CP3URS/P	URW295CP3UMRS & URW295CP3UMRS/P	URW295CP3UBRS	URW295C4URS	URW295C4UMRS
Engine / Motor					
Engine Manufacturer:	Honda (Gas)	Honda (Gas)	DC	Kubota	Kubota (Diesel)
Maximum Output:	Gasoline - 13HP Propane - 11.7HP	Gasoline - 13HP Propane - 11.7HP Electric - 5HP/220V (Single Phase)	48V Battery 110V Electric	7.2kw	Diesel- 7.2kw Electric - 5HP/220V (Single Phase)
Tank Capacity:	1.85 gal	1.85 gal		2.7 gal	2.7 gal
Starting Method	Electric and Recoil Start as Standard		N/A	Electric Start	
Crane Capacity	6,450 lbs @4.6ft				
Max Working Radius	1.4 - 28.0 ft				
Tip Height	31 ft (37 ft with Jib)				
Turning Radius	Turns within its dimensions				
Dimensions when Folded (ft.)	2.0 x 4.6 x 9.0 (W x H x L)			2.0 x 4.6 x 9.1 (W x H x L)	2.0 x 4.6 x 9.0 (W x H x L)
Weight	4,200 lbs	4,380 lbs	4,360 lbs	4,245 lbs	4,525 lbs
Outrigger Point Loading	152.2 psi on standard outrigger pads (7" x 4.5") (Specific point landing available upon request)				
Winch Speed	Capacity: 1,630 lbs. at 4th layer Single-Line				
	131 ft/min at 4th layer	131 ft/min at 4th layer Electric: 89 ft/min at 4th layer	131 ft/min at 4th layer	131 ft/min at 4th layer	131 ft/min at 4th layer Electric: 89 ft/min at 4th layer
Telescopic System	Boom Length: 8.3 ft (retracted) to 28.4 ft (extended) Boom Type: 5-Section hydraulically telescoping boom, with hexagonal box construction				
Telescoping Speed	20 ft / 20 seconds				
Boom Lift Speed	0° - 78° / 11 sec	Gas: 0° - 78° / 11 sec Electric: 0° - 78° / 15 sec	0° - 78° / 15 sec	0° - 78° / 11 sec	Diesel: 0° - 78° / 11 sec Electric: 0° - 78° / 15 sec
Traction System	Travel Speed: 0-1.43 mph				
	Gradability: 20°				
	Track Ground Pressure: 6.96 psi				
Accessories & Options	<ul style="list-style-type: none"> • SPYDERWEB 5-Axis fixed Glass Manipulator - Attaches directly to boom for rigid application • 6 ft offsettable Jib with Searcher Hook and Single-Line Swivel Ball • Custom SPYDERCRANE Trailer - Includes Track Mats, Tool Box, Outrigger Pads and Fuel Containers 		<ul style="list-style-type: none"> • Auxilliary Winch Kit - 2,000 lb Single-Line Pull, 330 ft., 5/16" Wire Rope, 90 FPM • Auxilliary Winch Kit - 3,000 lb Single-Line Pull, 400 ft., 3/8" Wire Rope • MYLAR Non-Marking Tracks • Single-Part Reeving and Two-Part Reeving capability 		